



2008 Amended Budget

South Suburban
Park & Recreation
District



South Suburban
PARKS AND RECREATION

www.sspr.org



2008 AMENDED BUDGET

TABLE OF CONTENTS

	<u>Page</u>
LETTER OF TRANSMITTAL.....	A-F
RESOLUTION TO ADOPT 2008 BUDGET.....	G-H
RESOLUTION TO AMEND 2008 BUDGET.....	I
SUMMARY COMPARISONS.....	J-N
GENERAL FUND.....	1-20
ENTERPRISE FUND.....	21-97
DEBT SERVICE FUND.....	98-99
CONSERVATION TRUST FUNDS.....	100-101



South Suburban
PARKS AND RECREATION

November 14, 2007

To the Citizens of the District:

The District continues to maintain a strong financial position as we prepare the 2008 Budget. We believe there are sufficient funds to meet high priority demands, including rising utility costs at facilities, water cost increases for irrigating the parks, and increasing healthcare costs for employees, as well as to maintain our assets in reasonably good condition. There are, however, limited funds available to spend on maintaining what we have, new projects, programs, equipment, or other initiatives. Most available capital funds are recommended to be spent on the highest priorities under our “maintaining what we have” philosophy.

We need to continue with our strategy of increasing fees and charges yearly, where program/facility costs have gone up and where market conditions allow.

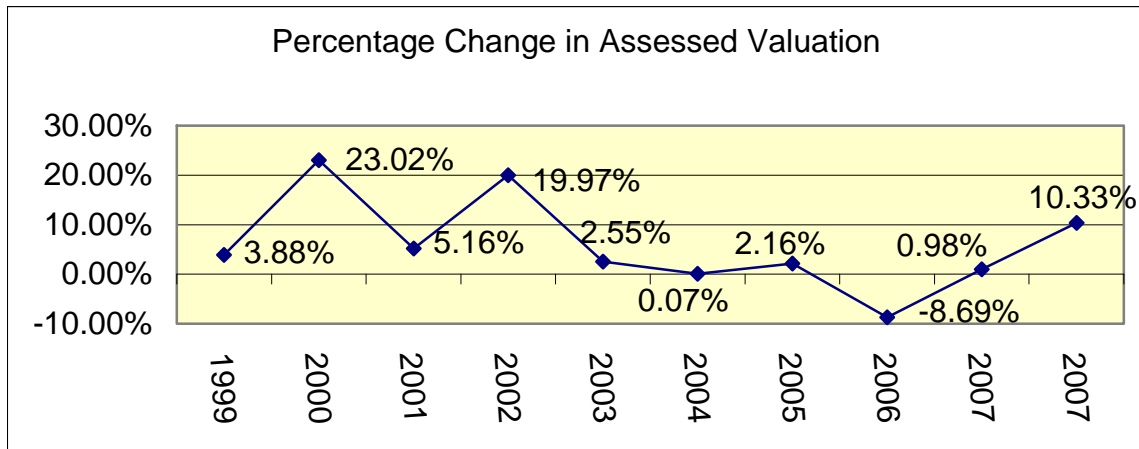
Staff builds the budget from the ground up, i.e., individuals responsible for each activity provides a detailed worksheet regarding their anticipated revenues and expenses.

This budget summary has been prepared to provide you with concise and meaningful information needed to govern, set policies, and provide direction for the District. Comparisons have been provided to the 2006 audited amounts and the 2007 year-end estimated amounts for each division. Capital outlay (including “maintaining what we have” projects) has been clearly segregated from O & M, in an effort to provide better information for decision-making and to clearly demonstrate that there is not sufficient funding available to meet all the priorities and needs.

The District continues in its tradition of sound fiscal practices and fiduciary responsibility. We anticipate ending 2007 with operating revenues ahead of operating expenses and well within our 2007 operating budget. In addition, the staff has again prioritized maintaining the assets of our park and trail system and recreation facilities in which our citizens have invested.

Financial Trends and Measurements

The District's preliminary assessed valuation for 2007 (taxes to be collected in 2008) is \$2,283,712,213. This is a 10.33% increase. Based on this, operating property taxes are anticipated to increase over \$1 million, from \$9,257,460 in 2007 to \$10,258,435 in 2008. This does not include the voter-approved one mill levy for park and open space acquisitions and trail development, which is anticipated to increase \$213,618, from \$2,070,094 in 2006 to \$2,283,712 in 2008. The counties reassess property every two years on the even-numbered years.

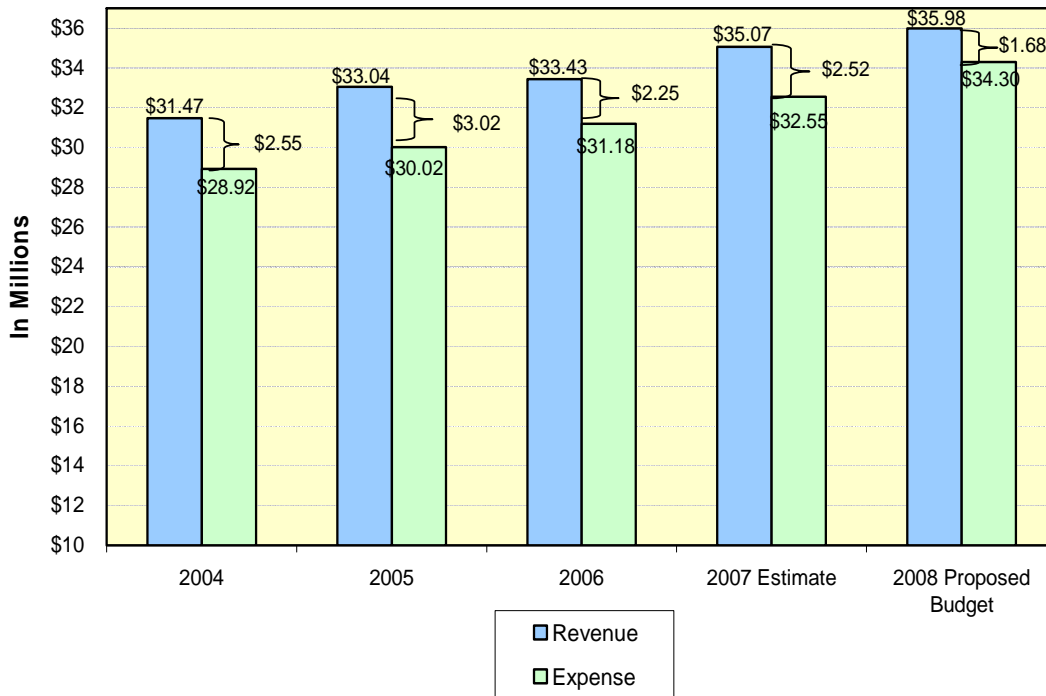


	Assessed Value	% Change
1999	1,379,659,400	3.88%
2000	1,697,262,360	23.02%
2001	1,784,848,419	5.16%
2002	2,141,301,099	19.97%
2003	2,195,901,072	2.55%
2004 (1)	2,197,464,192	0.07%
2005	2,244,862,790	2.16%
2006 (2)	2,049,711,660	-8.69%
2007	2,069,896,679	0.98%
2008	2,283,712,213	10.33%

- (1) Limited growth attributable to first reassessment year after 9/11/01.
- (2) Decrease related to the exclusion of Cherry Hills Village

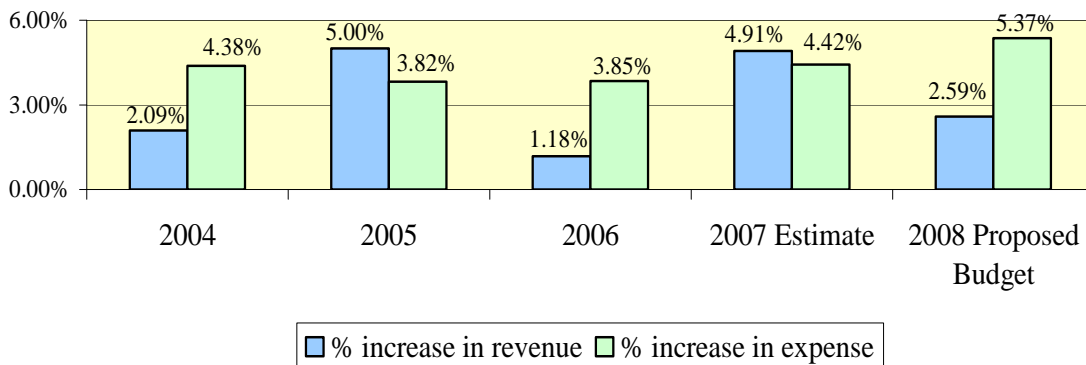
The rate of growth in operating expenses continues to exceed the rate of growth in operating revenues. Operating expenses need to be increased to meet costs of utilities, gas, water, plus employee health care benefits and salaries. This leaves the District with less funding for new capital improvements and for maintaining what we have.

Total Operating Revenue and Operating Expense



	2004	2005	2006	2007 Estimate	2008 Proposed Budget
Revenue	\$ 31,465,591	\$ 33,038,025	\$ 33,429,129	\$ 35,068,712	\$ 35,978,416
Expense	28,915,519	30,019,502	31,175,491	32,553,821	34,300,849
	\$ 2,550,072	\$ 3,018,523	\$ 2,253,638	\$ 2,514,891	\$ 1,677,567

Annual Percentage Change



Operating revenues reflect an increase (2008 budget vs. 2007 estimate) of 2.59%, resulting from anticipated increases in program participation and increased fees and charges in select areas. Operating expenses are projected to increase 5.37% (without capital expenses).

Proposed user fee increases are projected to be approximately \$456,000. Of this amount, approximately \$189,700 is recommended by the Golf Department, \$259,000 by the Recreation Department, and \$7,300 by the Communication/Registration Department. Proposed increases that have a major impact on District revenues include increases to range balls at all four courses; resident green fees at Littleton, Lone Tree, and South Suburban golf courses; punch cards and passes to three of the recreation centers; private lessons and birthday parties at the swimming pools; athletic programs; and ice fees at the South Suburban Ice Arena. More detailed information is located in the Fees and Charges changes packet (approved by the Board October 10, 2007).

Enterprise Fund Revenue budgeted for 2008 from fees and charges amounts to \$23,424,629. The breakdown by department, by dollars and percent, are as follows.

Golf Department	\$ 9,298,287	40%
Ice Arenas	5,718,722	24%
Recreation Centers	5,082,044	22%
Athletics	2,101,209	9%
Other Recreation Facilities	<u>1,224,367</u>	<u>5%</u>
	\$ <u>23,424,629</u>	<u>100%</u>

The major emphasis in preparing the budget was to:

- a) Provide funds to continue operation and maintenance of District facilities and programs.
- b) Provide funds to invest in maintaining the District's aging infrastructure.
- c) Limit the number of new staff positions to those which are clearly needed. Three new full-time staff positions have been recommended for the 2008 budget. The new positions include two upgrades from RPT, an MIS Computer Tech and a Parks Maintenance Tech for Athletic Fields; and one new position, a new Parks Maintenance Tech for Trails.

In June of 2007 the Board approved to expend an additional \$1,274,560 for capital projects that were not part of the original 2007 budget, the effect of which will be to reduce our year-end carryover.

One Mill:

The 1-mill levy earmarked for park and open space acquisition and trail development is being utilized as we promised the voters. There is \$2,054,903 reserved in 2008 for the Great Outdoors Colorado Legacy Grant match (South Platte project) if the Grant is approved. If not, we can still coordinate with the South Platte Working Group on priority projects.

Personnel:

The 2008 Budget includes a merit salary adjustment figure of approximately \$411,000, which constitutes a merit pool of 3.8%. The Mountain States Employers Council estimates an average wage increase in the Denver area of 3.7% for 2008.

Health Care:

In 2008 the District is replacing our current CNIC Health Solutions/Sloan's Lake plan with a new Great-West Healthcare plan. Great-West Healthcare will provide the provider network, all claims processing and medical plan administration, flex plan and COBRA administration as well as stop loss insurance coverage. With Great-West, there will be smaller changes to costs next year, and no changes to deductibles, out-of-pocket maximums, co-insurance, etc. The District is also changing its funding strategy to fund the plan at expected claims plus fixed cost, rather than to maximum plan cost. If the plan exceeds the expected claims level, the District does have a reserve to help cover additional costs. All of these changes result in a 4% increase in plan costs, compared to a 29% increase with no changes to the plan.

In response to employees' feedback and to offer a more equitable structure, the District will also be providing different levels or "tiers" of enrollment next year. For 2008, employees may select employee only coverage, employee & spouse, employee & children, or family. Employees who have been paying for themselves only will see a \$5 to \$7 per month increase for their coverage (1st tier). Employees who have been paying a full family rate to cover either themselves and their spouse (only), or themselves and their children (only), will pay a decreased monthly rate of \$100 or more (2nd and 3rd tiers). Employees who have been covering themselves, their spouse, and their children will pay an increased rate of \$25 to \$29 per month (4th tier).

Debt Service:

Based on the preliminary assessed valuation, the District's debt service mill levy for 2008 is 1.376, a decrease from 1.536 in 2007. This decrease is attributable to the increase in the assessed valuation and the result of the 2006 General Obligation Refunding Bonds. Our revenue bond debt service was reduced \$52,480 in 2008 as a result of the 2007 Revenue Refunding Bonds.

Basis of Accounting:

The modified accrual basis of accounting is followed in budgeting for the District. Revenue is recorded when susceptible to accrual, i.e., both measurable and available. ("Available" means collectable within the current period, or soon enough thereafter to be used to pay liabilities of the current period.) The major source of revenue, which is subject to accrual, is property taxes. Expenditures, other than interest on long-term obligation, are recorded when the liability is incurred or the long-term obligation paid. For budget or financial reporting purposes, the District does not use encumbrance accounting.

Cherry Hills Village Exclusion:

The Court Hearing for the exclusion of the City of Cherry Hills Village was completed and the Judge has released an Order. A summary of the order granted the exclusion to the City from the District in late 2004. The Judge ruled that the City would be required to pay the District approximately \$9.6 million over 15 years, with interest based on a two-year treasury note rate, along with the general obligation debt service mill levy. The City residents would not be obligated to pay the 1.0 mill levy associated with parks and open space. The City appealed the portion of the order requiring payment to the District, and the District cross-appealed as to the validity of the exclusion and certain related issues. The appeal is currently pending.

Payments received from the City of Cherry Hills Village are internally reserved until the appeal is settled. In 2007, the District has reserved \$1,892,572, and in 2008 the District will reserve an additional \$932,588.

Greenwood Village Exclusion:

The Arapahoe County District Court ruled to exclude a portion of the City of Greenwood Village commercial properties from the District. Currently the commercial properties are within both City and District boundaries. The loss of annual tax revenues to the District is estimated to be approximately \$200,000 to \$300,000 per year. This exclusion will not affect the 2008 budget, but will affect the District in 2009.

Conclusions:

The next few budget years will be extremely difficult due to the known and anticipated loss of tax revenues as a result of the municipal exclusions. The continued development of the RidgeGate project in Lone Tree as well as the Marathon and Ensor properties in Littleton over the next several years will help to replace the “lost” tax revenues and will put us in a much better financial situation, but first we have to bridge that gap and take care of our most pressing needs. Staff believes they have adequately prioritized the budget resources to continue to provide quality parks and recreation opportunities for the citizens of the District.

Sincerely,

David A. Lorenz
Executive Director

SOUTH SUBURBAN PARK AND RECREATION DISTRICT

RESOLUTION TO ADOPT 2008 BUDGET

A RESOLUTION SUMMARIZING EXPENDITURES AND REVENUES FOR EACH FUND, AND ADOPTING A BUDGET FOR THE SOUTH SUBURBAN PARK AND RECREATION DISTRICT, COLORADO, FOR THE CALENDAR YEAR BEGINNING ON THE FIRST DAY OF JANUARY, 2008 AND ENDING THE LAST DAY OF DECEMBER, 2008.

WHEREAS, the Board of Directors of the South Suburban Park and Recreation District ("District") has appointed a budget committee to prepare and submit a proposed 2008 budget to the Board at the proper time; and

WHEREAS, the budget has been prepared to comply with all terms, limitations and exemptions, including, but not limited to, reserve transfers and expenditure exemptions, under Article X, Section 20 of the Colorado Constitution and other laws or obligations which are applicable to or binding upon the District; and

WHEREAS, upon due and proper notice, published or posted in accordance with the law, said proposed budget was open for inspection by the public at a designated place, and public hearings were held on August 8, 2007; September 12, 2007; October 10, 2007, and November 14, 2007; and interested electors were given the opportunity to file or register any objections to said proposed budget; and

WHEREAS, whatever increases may have been made in the expenditures, like increases were added to the revenues so that the budget remains in balance, as required by law;

NOW, THEREFORE BE IT RESOLVED BY THE BOARD OF DIRECTORS OF THE SOUTH SUBURBAN PARK AND RECREATION DISTRICT.

Section 1. That estimated expenditures for each fund are as follows:

General Fund	\$21,358,475
Debt Service Fund	3,652,588
Capital Projects Fund	0
Conservation Trust Fund	735,016
Golf and Recreation Facilities Enterprise Fund	25,640,817
TOTAL BUDGETED EXPENDITURES, ALL FUNDS	<u>\$51,386,896</u>

Section 2. That estimated revenues for each fund are as follows:

<u>General Fund</u>		
From the 2007 fund balance carryover	\$4,314,925	
From sources other than general property tax	\$4,626,824	
From the general property tax levy	<u>\$12,416,726</u>	
TOTAL GENERAL FUND		\$21,358,475
<u>Debt Service Fund</u>		
From 2007 fund balance carryover	\$34,229	
From the general property tax levy	\$3,573,359	
From sources other than general property tax	<u>\$45,000</u>	
TOTAL DEBT SERVICE FUND		\$3,652,588
<u>Capital Projects Fund</u>		
From 2007 fund balance carryover	\$0	
From sources other than general property tax	<u>\$0</u>	
TOTAL CAPITAL PROJECTS FUND		\$0
Conservation Trust Fund		
From 2007 fund balance carryover	\$22,016	
From sources other than general property tax	<u>\$713,000</u>	
TOTAL CONSERVATION TRUST FUND		\$735,016
<u>Golf and Recreation Facilities Enterprise Fund</u>		
From 2007 fund balance carryover	\$39,113	
From sources other than general property tax	<u>\$25,601,704</u>	
TOTAL GOLF AND RECREATION FACILITIES ENTERPRISE FUND		\$25,640,817
TOTAL BUDGETED REVENUE, ALL FUNDS		<u>\$51,386,896</u>

Section 3. That reserves have been or are hereby established for each appropriate fund or combined as a single reserve fund as set forth in the budget in order to preserve the spending exemption for reserves under Article X, Section 20 of the Colorado Constitution, and all such reserves shall be transferred or expended within any fund as set forth in the budget.

Section 4. That the budget as submitted, amended, and herein above summarized by fund, be, and the same hereby is approved and adopted as the budget of the South Suburban Park and Recreation District for the year 2008.

Section 5. That the budget hereby approved and adopted shall be signed by Jerry D. Call, Chairman of the Board, attested to by Katherine C. Geitner, Secretary, and made part of the public records of South Suburban Park and Recreation District.

ADOPTED this 14th day of November, 2007.

Attest:

JERRY D. CALL, CHAIRMAN

KATHERINE C. GEITNER, SECRETARY

RESOLUTION TO AMEND 2008 BUDGET

WHEREAS, the Board of Directors of South Suburban Park and Recreation District appropriated funds for the fiscal year 2008 as follows:

General Fund	\$21,358,475
Conservation Trust Fund	735,016
Golf and Recreation Facilities Enterprise Fund	25,640,817

WHEREAS, the necessity has arisen for additional expenditures requiring the expenditure of funds in excess of those appropriated for the fiscal year 2008; and

WHEREAS, the unanticipated additional expenditures are contingencies which could not have been reasonably foreseen at the time of adoption of the budget; and

WHEREAS, funds are available for such an expenditure from surplus funds available to the District,

NOW, THEREFORE, BE IT RESOLVED that the Board of Directors of the South Suburban Park and Recreation District shall and hereby does amend the Budget for the fiscal year 2008 as follows:

General Fund	\$24,220,627
Conservation Trust Fund	976,521
Golf and Recreation Facilities Enterprise Fund	27,605,875

BE IT FURTHER RESOLVED, that such sums are hereby appropriated from the revenues of the District to the proper funds for the purposes stated.

DATED this 12th day of March, 2008.

South Suburban Park and Recreation District, by

Jerry D. Call, Chairman

ATTEST:

Katherine C. Geitner, Secretary

SS/ds

**SOUTH SUBURBAN PARK AND RECREATION DISTRICT
GENERAL FUND COMPARISON**

	ACTUAL 2006	ACTUAL 2007	BUDGET 2008
OPERATING REVENUE:			
PROPERTY TAXES	\$ 9,247,177	\$ 9,179,549	\$ 10,155,851
SPECIFIC OWNERSHIP TAX	1,304,148	1,338,639	1,300,000
INTERGOVERNMENTAL/DONATION	176,047	376,666	10,000
INTEREST INCOME	402,649	496,485	510,000
CARSON NATURE CENTER	125,161	138,057	150,934
DEVELOPER PAYMENT	-	1,069,393	-
OTHER	515,108	280,545	359,872
TOTAL OPERATING REVENUE	<u>11,770,290</u>	<u>12,879,334</u>	<u>12,486,657</u>
OPERATING EXPENDITURES:			
ADMINISTRATION	207,642	164,493	219,355
GENERAL OFFICE	100,141	106,876	124,793
COMMUNICATIONS DIVISION	361,729	392,977	458,290
FINANCE	291,252	293,430	325,849
MANAGEMENT INFORMATION SYSTEMS	181,114	181,274	226,310
HUMAN RESOURCES	114,745	125,797	171,577
INSURANCE	136,348	168,537	165,000
HUDSON GARDENS MGMT FEE	350,000	350,000	350,000
PLANNING/CONSTRUCTION	1,184,384	1,215,189	1,398,630
PARK MAINTENANCE	5,375,563	5,664,948	6,143,014
CARSON NATURE CENTER	184,228	203,855	240,450
TOTAL OPERATING EXPENDITURES	<u>8,487,146</u>	<u>8,867,376</u>	<u>9,823,268</u>
NET OPERATING REVENUE OVER EXPENDITURES	3,283,144	4,011,958	2,663,389
OTHER REVENUE:			
1 MILL PROPERTY TAXES	2,018,258	2,026,150	2,260,875
CHV PAYMENT	943,188	-	1,895,728
TRANSFER IN	69,419	89,789	45,000
INTERGOVERNMENTAL/DONATION FOR CAPITAL	721,104	1,457,460	2,484,517
TOTAL OTHER REVENUES	<u>3,751,969</u>	<u>3,573,399</u>	<u>6,686,120</u>
OTHER EXPENDITURES:			
1 MILL DEBT SERVICE	1,078,116	1,077,710	1,077,810
CHV RESERVE	-	-	3,047,851
CONTINGENCY	-	-	425,476
TRANSFER OUT	2,100,000	3,600,000	2,000,000
1 MILL CAPITAL	-	968,277	3,608,624
CAPITAL EXPENDITURES	2,467,345	2,244,258	4,237,598
TOTAL OTHER EXPENDITURES	<u>5,645,461</u>	<u>7,890,245</u>	<u>14,397,359</u>
NET REVENUE OVER (UNDER) EXP	1,389,652	(304,888)	(5,047,850)
BEGINNING FUNDS AVAILABLE	<u>5,978,199</u>	<u>7,367,851</u>	<u>7,062,963</u>
ENDING FUNDS	7,367,851	7,062,963	2,015,113
LESS RESERVES	<u>(1,727,781)</u>	<u>(1,197,496)</u>	<u>(2,015,113)</u>
UNRESERVED FUNDS AVAILABLE	<u>\$ 5,640,070</u>	<u>\$ 5,865,467</u>	<u>\$ -</u>

**SOUTH SUBURBAN PARK AND RECREATION DISTRICT
ENTERPRISE FUND COMPARISON**

	ACTUAL 2006	ACTUAL 2007	BUDGET 2008
OPERATING REVENUE:			
ICE ARENAS	\$ 5,311,184	\$ 5,089,449	\$ 5,718,722
RECREATION CENTERS	4,406,356	4,541,055	5,156,216
ATHLETICS	1,802,978	1,870,363	2,101,209
OTHER RECREATION FACILITIES	1,149,199	1,144,739	1,321,267
GRANTS AND DONATIONS	64,872	53,991	-
GOLF COURSES	8,655,016	9,023,753	9,288,287
INTEREST INCOME	172,885	270,406	125,000
REGISTRATION	26,930	26,711	30,700
	<u>21,589,420</u>	<u>22,020,467</u>	<u>23,741,401</u>
OPERATING EXPENDITURES:			
ADMINISTRATION	365,099	405,184	363,822
GENERAL OFFICE	203,316	216,991	226,466
FINANCE DEPARTMENT	591,329	595,751	616,400
MANAGEMENT INFORMATION SYSTEMS	367,717	368,040	437,675
HUMAN RESOURCES	232,968	255,405	272,078
INSURANCE	276,828	342,182	335,000
REGISTRATION	164,858	180,027	196,824
ICE ARENAS	4,774,960	4,338,347	5,092,747
RECREATION CENTERS	5,672,100	5,911,614	6,308,581
ATHLETICS	1,103,809	1,494,396	1,277,709
OTHER RECREATION FACILITIES	1,032,031	898,350	1,165,840
GOLF COURSES	7,903,330	7,915,816	8,483,833
	<u>22,688,345</u>	<u>22,922,103</u>	<u>24,776,975</u>
NET OPERATING REVENUE UNDER EXPENSE	(1,098,925)	(901,636)	(1,035,574)
OTHER REVENUE:			
TRANSFER IN	2,100,000	3,600,000	2,000,000
BOND PROCEEDS FROM REFUNDING	-	3,587,029	-
INTERGOVERNMENTAL/DONATION FOR CAPITAL PROJECTS	-	-	21,375
TOTAL OTHER REVENUE	<u>2,100,000</u>	<u>7,187,029</u>	<u>2,021,375</u>
OTHER EXPENDITURES:			
CONTINGENCY	-	-	522,111
PAYMENT TO BOND ESCROW AGENT	-	4,138,689	-
CAPITAL OUTLAY	942,005	1,679,202	2,306,789
TOTAL OTHER EXPENDITURES	<u>942,005</u>	<u>5,817,891</u>	<u>2,828,900</u>
NET REVENUE OVER (UNDER) EXPENSE	59,070	467,502	(1,843,099)
BEGINNING FUNDS AVAILABLE	4,255,844	4,314,914	4,782,416
ENDING FUNDS	4,314,914	4,782,416	2,939,317
LESS RESERVES	(3,046,364)	(1,217,080)	(2,939,317)
UNRESERVED FUNDS AVAILABLE	<u>\$ 1,268,550</u>	<u>\$ 3,565,336</u>	<u>\$ -</u>

**SOUTH SUBURBAN PARK AND RECREATION DISTRICT
DEBT SERVICE FUND COMPARISON**

	ACTUAL 2006	ACTUAL 2007	BUDGET 2008
REVENUE:			
PROPERTY TAXES	\$ 3,735,067	\$ 3,577,741	\$ 3,573,359
BOND PROCEEDS	19,805,000	-	-
BOND PREMIUM	1,449,883	-	-
INTEREST EARNINGS	69,419	89,789	45,000
CARRYOVER	-	-	34,229
	<u> </u>	<u> </u>	<u> </u>
TOTAL REVENUE	<u>\$ 25,059,369</u>	<u>\$ 3,667,530</u>	<u>\$ 3,652,588</u>
EXPENDITURES:			
ADMINISTRATION	\$ 58,144	\$ 54,012	\$ 54,382
BOND PRINCIPAL	1,800,000	1,820,000	1,518,206
BOND INTEREST	1,878,313	1,736,926	2,035,000
ISSUANCE COST	253,139	-	-
PAYMENT TO BOND ESCROW AGENT	21,001,896	-	-
OPERATING TRANSFER OUT	69,419	89,789	45,000
	<u> </u>	<u> </u>	<u> </u>
TOTAL EXPENDITURES	<u>\$25,060,911</u>	<u>\$3,700,727</u>	<u>\$3,652,588</u>

**SOUTH SUBURBAN PARK AND RECREATION DISTRICT
CONSERVATION TRUST FUND COMPARISON**

	ACTUAL 2006	ACTUAL 2007	BUDGET 2008
REVENUE:			
INTERGOVERNMENTAL	\$ 764,511	\$ 710,047	\$ 700,000
INTEREST INCOME	21,235	20,283	13,000
TOTAL REVENUE	785,746	730,330	713,000
EXPENDITURES:			
CAPITAL OUTLAY	734,589	883,298	865,420
CONTINGENCY	-	-	111,101
TOTAL EXPENDITURES	734,589	883,298	976,521
CARRYOVER	365,332	416,489	263,521
NET REVENUES OVER (UNDER) EXP	\$ 416,489	\$ 263,521	\$ -

**SOUTH SUBURBAN PARK AND RECREATION DISTRICT
2000 CAPITAL PROJECTS FUND COMPARISON**

	ACTUAL 2006	ACTUAL 2007	BUDGET 2008
REVENUE:			
INTEREST INCOME	\$ 66,663	\$ 11,078	\$ -
TOTAL REVENUE	<u>66,663</u>	<u>11,078</u>	<u>-</u>
EXPENDITURES:			
CAPITAL OUTLAY	1,444,515	298,127	-
TOTAL EXPENDITURES	<u>1,444,515</u>	<u>298,127</u>	<u>-</u>
CARRYOVER	<u>1,664,901</u>	<u>287,049</u>	<u>-</u>
NET REVENUES OVER (UNDER) EXP	<u>\$ 287,049</u>	<u>\$ -</u>	<u>\$ -</u>

All capital projects related to the 2000 General Obligation Bond proceeds were completed by December 31, 2007. Therefore, no budget is required in 2008.

GENERAL FUND SUMMARY

	2008 Budget	Page
Revenues:		
Administration	\$ 13,982,579	2
Open Space	2,260,875	3
Communication	45,334	5
Planning Department	2,484,517	9
Parks Department	173,538	13,16-17
Carson Nature Center	150,934	18-19
Insurance	30,000	20
Transfer In	45,000	20
Carryover	5,047,850	20
Total Revenues	\$ 24,220,627	
 Expenditures:		
Administration	\$ 219,355	2
Administration Capital	129,808	2
General Office	124,793	3
Open Space	1,077,810	3
1 Mill Capital	3,608,624	4
Communication Department	458,290	5
Human Resources	171,577	6
Finance Department	325,849	6
MIS Department	226,310	7
MIS Department Capital	80,000	7
Planning Capital	3,273,533	8
Planning Department	1,398,630	9-10
Parks Department Capital	754,257	11
Parks Department	6,143,014	12-17
Carson Nature Center	240,450	18-19
Insurance	165,000	20
Operating Transfer Out	2,000,000	20
Hudson Gardens Management Fee	350,000	20
Contingency	3,473,327	20
Total Expenditures	\$ 24,220,627	
Net	\$ -	

GENERAL FUND DETAIL

2008 Budget

ADMINISTRATION

Revenues:

10-10-01-100-4001	Property Tax	\$ 10,175,851
10-10-01-100-4010	Specific Ownership Tax	1,300,000
10-10-01-100-4015	Net Delinquent Tax Over Abatement	(20,000)
10-10-01-100-4017	Interest from Taxes	15,000
10-10-01-100-4020	Intergovernmental Revenue	10,000
10-10-01-100-4050	Interest Earnings	495,000
10-10-01-100-4099	Miscellaneous	20,000
10-10-01-100-4172	Temporary Access Permit Fee	1,000
10-10-01-100-4174	Park Permits	55,000
10-10-01-100-4266	Pepsi Sponsorship	25,000
10-10-01-970-9004	CHV Interest Payment	1,895,728
10-30-01-950-4025	Matching Gifts Revenue	10,000
Total Revenues		\$ 13,982,579

Expenditures:

10-10-01-100-5001	Full-Time Salaries	\$ 122,570
10-10-01-100-5004	Board Salary Expense	6,000
10-10-01-100-5009	Fringe Benefits	22,666
10-10-01-100-5102	Legal Services	110,000
10-10-01-100-5103	Board Election Expense	10,000
10-10-01-100-5104	Board Expense	15,000
10-10-01-100-5107	Consultants & Special Projects	25,000
10-10-01-100-5119	Collection Charges	175,000
10-10-01-100-5123	Landfill Maintenance Payment	10,000
10-10-01-100-5406	Englewood Pay Off	8,000
10-10-01-100-5407	Centennial Storm Water Fee	23,351
10-10-01-100-5803	Dues & Subscriptions	4,500
10-10-01-100-5806	Fireworks	2,500
10-10-01-100-5806	Miscellaneous	10,400
10-10-01-950-6586	Wildcat Ridge Payment	38,190
Subtotal		583,177
10-10-01-100-5857	Overhead Chargeback	(363,822)
Total Expenditures		\$ 219,355

ADMINISTRATION CAPITAL

Expenditures:

10-10-01-950-6080	Matching Gifts Projects	\$ 20,000
10-10-01-950-6697	Admin Bldg - HVAC Control Panel Replacement	10,000
10-10-01-950-6738	Lower Admin Remodel - Phase II	59,808
10-10-01-950-6739	Time and Attendance System Research	15,000
10-11-01-950-6127	Public Art	10,000
10-11-01-950-6798	Mobile Sculpture for Goodson Center	15,000
Total Expenditures		\$ 129,808

GENERAL FUND DETAIL

2008 Budget

GENERAL OFFICE

Expenditures:		
10-10-01-115-5001	Full-Time Salaries	\$ 192,791
10-10-01-115-5002	Part Time Salaries	1,000
10-10-01-115-5009	Fringe Benefits	39,968
10-10-01-115-5201	Office Supplies	5,000
10-10-01-115-5203	Custodial Supplies	600
10-10-01-115-5204	Postage	5,000
10-10-01-115-5400	Utilities Natural Gas	10,300
10-10-01-115-5401	Utilities Electric	16,500
10-10-01-115-5402	Water & Sewer	3,100
10-10-01-115-5403	Telephone	20,000
10-10-01-115-5496	Copy Machine Maint/Lease	30,000
10-10-01-115-5497	WC151 Copier	900
10-10-01-115-5498	WC20 Copier	1,100
10-10-01-115-5499	2636 Color Copier	5,000
10-10-01-115-5501	Contractual Services	15,000
10-10-01-115-5701	Services/Materials to Maintain Facilities	5,000
	Subtotal	351,259
10-10-01-115-5857	Overhead Chargeback	(226,466)
	Total Expenditures	\$ 124,793

OPEN SPACE, PARK ACQ, & TRAIL IMPROVEMENTS

Revenue:		
10-10-01-425-4001	Property Taxes- 1 Mill	\$ 2,260,875
	Total Revenue	\$ 2,260,875
 Expenditures:		
10-10-01-425-5117	Paying Agent Fees	\$ 1,500
10-10-01-425-9001	Principal Payment	945,000
10-10-01-425-9002	Bond Interest	131,310
	Total Expenditures	\$ 1,077,810

GENERAL FUND DETAIL

		<u>2008 Budget</u>
1 MILL CAPITAL EXPENSES		
Expenditures:		
10-10-01-950-6074	1 Mill - Asphalt Repairs (FSC,DAL,Foxridge, Spring Creek, Columbine, Willow Creek, Homestead, Coal Mine)	\$ 150,000
10-10-01-950-6509	1 Mill - Big Dry Creek Phase III	79,471
10-10-01-950-6519	1 Mill - Wynetka Ponds Trails/Park	164,541
10-10-01-950-6607	1 Mill - Undesignated (GOCO Legacy Grant)	2,207,209
10-10-01-950-6628	1 Mill - Big Dry Creek, Broadway to Lehow (AC Open Space Grant Prj)	500,000
10-10-01-950-6644	1 Mill - Mary Carter Dual Trail	30,000
10-10-01-950-6702	1 Mill - Arapahoe Park	7,297
10-10-01-950-6703	1 Mill- Bear Creek Trail Connection	8,312
10-10-01-950-6719	1 Mill - Superchi Parking/Trails	130,600
10-10-01-950-6733	1 Mill - Big Dry Creek Phase II	116,042
10-10-01-950-6736	1 Mill - LTMP 06 LT Prwy Trail	10,000
10-10-01-950-6744	1 Mill - Slaughterhouse Gulch Bridge	23,152
10-10-01-950-6800	1 Mill - Bear Creek Trail Bridge	35,000
10-10-01-950-6850	1 Mill - Mill Run Trail	3,000
10-10-01-950-6851	1 Mill - Underpass Lights on Path	16,500
10-10-01-950-6857	1 Mill - LTMP 08 Trail Projects	75,000
10-10-01-950-6853	1 Mill-Willow Creek Trail at LTGC	52,500
Total Expenditures		<u>\$ 3,608,624</u>

GENERAL FUND DETAIL

2008 Budget

COMMUNICATION DIVISION

Revenues:

10-11-01-100-4099	Miscellaneous Revenue	\$	1,500
10-11-01-100-4360	Advertising		28,500
	Total Revenues	<u>\$</u>	<u>30,000</u>

Expenditures:

10-11-01-100-5001	Full Time Salaries	\$	212,461
10-11-01-100-5002	Part Time Salaries		25,480
10-11-01-100-5009	Fringe Benefits		59,901
10-11-01-100-5134	Special Event Expense		7,000
10-11-01-100-5201	Office Supplies		1,260
10-11-01-100-5204	Postage		33,900
10-11-01-100-5211	Audio Visual Supplies		804
10-11-01-100-5230	Printing/Copies		53,960
10-11-01-100-5501	Contractual Services		3,000
10-11-01-100-5503	Contractual Persons (Accounts Payable Only)		5,400
10-11-01-100-5506	Computer Maintenance		900
10-11-01-100-5507	Computer Software Maintenance		900
10-11-01-100-5802	Promo, Publicity & Printing		28,500
10-11-01-100-5803	Dues & Subscriptions		2,940
10-11-01-100-5805	Staff Development		3,450
10-11-01-100-5854	Mileage Reimbursement		1,400
10-11-01-100-5856	Volunteer Development		1,700
	Total Expenditures	<u>\$</u>	<u>442,956</u>

COMMUNICATION GRANTS AND DONATIONS

Revenues:

10-11-01-120-4030	Communications Memorial Revenue	\$	859
10-11-01-120-4031	Buck Family Donation		9,575
10-11-01-120-4032	Public Arts Committee Donation		3,611
10-11-01-120-4033	Harold Neal Scholarship		1,289
	Total Revenues	<u>\$</u>	<u>15,334</u>

Expenditures:

10-11-01-120-5108	Communications Memorial Expense	\$	859
10-11-01-120-5110	Buck Family Donation Expense		9,575
10-11-01-120-5111	Public Arts Committee Donation Expense		3,611
10-11-01-120-5120	Harold Neal Scholarship Expense		1,289
	Total Expenditures	<u>\$</u>	<u>15,334</u>

GENERAL FUND DETAIL

2008 Budget

HUMAN RESOURCES

Expenditures:		
10-12-01-100-5001	Full-Time Salaries	\$ 173,485
10-12-01-100-5002	Part Time Salaries	46,145
10-12-01-100-5003	Overtime	500
10-12-01-100-5009	Fringe Benefits	47,846
10-12-01-100-5014	Benefit Consulting Fees and Charges	25,000
10-12-01-100-5107	Consultants & Special Projects	7,953
10-12-01-100-5501	American Tescor Screening	1,000
10-12-01-100-5502	Background Checks	20,010
10-12-01-100-5515	Mountain States Employers Services	3,800
10-12-01-100-5610	Unemployment Insurance	56,000
10-12-01-100-5781	Learning Journey	11,550
10-12-01-100-5803	Dues & Subscriptions	660
10-12-01-100-5805	Staff Development	5,387
10-12-01-100-5806	Miscellaneous	13,389
10-12-01-100-5851	Recruiting Costs	6,000
10-12-01-100-5853	Employee Service Awards	5,630
10-12-01-100-5854	Mileage Reimbursement	400
10-12-01-100-5855	Tuition Reimbursement	7,000
10-12-01-100-5863	Employee Recognition Expense	11,900
	Subtotal	443,655
10-12-01-100-5857	Overhead Chargeback	(272,078)
	Total Expenditures	\$ 171,577

FINANCE

Expenditures:		
10-20-01-100-5001	Full-Time Salaries	\$ 379,968
10-20-01-100-5002	Part Time Salaries	90,000
10-20-01-100-5009	Fringe Benefits	90,681
10-20-01-100-5105	Bank Service Charges	41,000
10-20-01-100-5106	Merchant Vender Fees	257,000
10-20-01-100-5114	Auditing Services	30,000
10-20-01-100-5201	Office Supplies	2,000
10-20-01-100-5501	Contractual Services (Arbitrage)	5,000
10-20-01-100-5506	Computer Maintenance (McGladrey)	8,000
10-20-01-100-5507	Computer Software Maintenance	20,000
10-20-01-100-5803	Dues & Subscriptions	1,600
10-20-01-100-5805	Staff Development	4,000
10-20-01-100-5806	Miscellaneous	3,000
10-20-01-100-5854	Mileage Reimbursement	10,000
	Subtotal	942,249
10-20-01-100-5857	Overhead Chargeback	(616,400)
	Total Expenditures	\$ 325,849

GENERAL FUND DETAIL

2008 Budget

MIS DEPARTMENT

Expenditures:			
10-25-01-100-5001	Full Time Salaries	\$	294,358
10-25-01-100-5002	Part Time Salaries		94,600
10-25-01-100-5003	Overtime		480
10-25-01-100-5009	Fringe Benefits		68,101
10-25-01-100-5403	Telephone		84,900
10-25-01-100-5506	Computer Maintenance		104,800
10-25-01-100-5803	Dues & Subscriptions		3,996
10-25-01-100-5805	Staff Development		3,650
10-25-01-100-5806	Miscellaneous		2,200
10-25-01-100-5854	Mileage Reimbursement		6,900
	Subtotal		<u>663,985</u>
10-25-01-100-5857	Overhead Chargeback		<u>(437,675)</u>
	Total Expenditures	\$	<u>226,310</u>

MIS CAPITAL

Expenditures:			
10-25-01-950-5508	Computer Replacements	\$	80,000
	Total Expenditures	\$	<u>80,000</u>

GENERAL FUND DETAIL

		<u>2008 Budget</u>
PLANNING CAPITAL		
Expenditures:		
10-30-00-950-6102	District Pocket Maps	\$ 6,105
10-30-41-950-6001	Projects Funded by Grants/Donations	500,000
10-30-41-950-6037	Signage	59,292
10-30-41-950-6540	Heritage Hills School Park	63,678
10-30-41-950-6617	deKoevend Playground Upgrade	20,000
10-30-41-950-6641	Ketring Park - Phase II	16,062
10-30-41-950-6708	Willow Creek Park (AC Open Space Grant Project)	312,500
10-30-41-950-6711	LTMP Undesignated Projects	677,335
10-30-41-950-6750	BCRC Water Quality Pond Redemption	11,426
10-30-41-950-6751	Cornerstone Park - Tap Fee	8,070
10-30-41-950-6799	Superchi Property Improvements	250,000
10-30-41-950-6808	LTMP 07 Design of LTRC Pool	99,065
10-30-41-950-6809	LTMP 07 Cook Creek Pool Feasibility	71,621
10-30-41-950-6834	Cherry Park Multipurpose Court	32,874
10-30-41-950-6842	Ketring Park Porto Let Enclosure	23,418
10-30-41-950-6843	Lonesome Pine Park Shelter	34,760
10-30-41-950-6855	CDBG Progress Park Playground	18,327
10-30-41-950-6856	Trailmark Playground/Water Fountain	14,839
10-30-62-950-6590	Colorado Journey Concrete Repairs	7,500
10-30-64-950-6577	Cornerstone Park Water Playground	2,800
10-30-64-950-6835	Cornerstone Skate Park Fence/Concrete Replacement	3,500
10-30-64-950-6836	Cornerstone Skate Park Ramp Replacement	25,000
10-30-65-950-6514	DAL Legacy Grant Project	994,917
10-30-65-950-6615	DAL WM Kiosk	5,444
10-30-65-950-6838	DAL Perimeter Fence	15,000
Total Expenditures		<u>\$ 3,273,533</u>

GENERAL FUND DETAIL

2008 Budget

PLANNING

Revenue:

10-30-01-100-4020	GOCO Legacy Grant for DAL Park Imp	\$ 691,917
10-30-01-100-4030	Arapahoe County Open Space/Big Dry Creek	250,000
10-30-01-120-4030	Planning Department Grants/Donations	500,000
10-30-01-950-4018	Arapahoe County Open Space/Willow Creek Park	250,000
10-30-01-950-4020	Lone Tree Matching Projects	466,511
10-30-01-950-4021	Arapahoe County Open Space - Superchi	250,000
10-30-01-950-4022	Grant Funds for Trailmark Playground Imp	14,839
10-30-01-950-4037	Southgate Water and Sanitation District/Willow Creek Trail	26,250
10-30-01-950-4040	CDBG Progress Park Playground	30,000
10-30-01-950-4038	Littleton School District/Backstop Replacements	5,000
Total Revenues		\$ 2,484,517

Expenditures:

10-30-01-100-5001	Full-Time Salaries	\$ 277,641
10-30-01-100-5009	Fringe Benefits	67,971
10-30-01-100-5211	Audio-Visual Supplies	1,000
10-30-01-100-5403	Telephone	2,500
10-30-01-100-5702	Services/Materials to Maintain Equipment	1,050
10-30-01-100-5802	Promo, Publicity & Printing	350
10-30-01-100-5803	Dues & Subscriptions	1,500
10-30-01-100-5805	Staff Development	1,050
10-30-01-100-5806	Miscellaneous	1,500
Total Expenditures		\$ 354,562

CONSTRUCTION MAINTENANCE

Expenditures:

10-30-42-211-5001	Full-Time Salaries	\$ 36,685
10-30-42-211-5009	Fringe Benefits	10,091
10-30-42-211-5302	Minor Tools & Equipment	1,200
10-30-42-211-5701	Services/Materials to Maintain Facilities	3,000
Total Expenditures		\$ 50,976

GENERAL FUND DETAIL

2008 Budget

GENERAL CONSTRUCTION

Expenditures:

10-30-42-212-5001	Full-Time Salaries	\$ 336,128
10-30-42-212-5002	Part Time Salaries	4,000
10-30-42-212-5009	Fringe Benefits	91,626
10-30-42-212-5302	Minor Tools & Equipment	2,500
10-30-42-212-5403	Telephone	3,300
10-30-42-212-5701	Services/Materials to Maintain Facilities	13,000
10-30-42-212-5708	Services to Maintain Playgrounds	27,230
10-30-42-212-5805	Staff Development	2,100
10-30-42-212-5806	Miscellaneous	1,000
10-30-42-212-5826	Vandalism	200
Total Expenditures		\$ 481,084

SIGN SHOP

Expenditures:

10-30-42-213-5001	Full-Time Salaries	\$ 71,086
10-30-42-213-5002	Part Time Salaries	15,000
10-30-42-213-5009	Fringe Benefits	29,294
10-30-42-213-5700	Service & Materials	35,025
10-30-42-213-5826	Vandalism	5,000
Total Expenditures		\$ 155,405

PREVENTIVE MAINTENANCE

Expenditures:

10-30-43-250-5001	Full-Time Salaries	\$ 248,137
10-30-43-250-5002	Part-Time Salaries	3,000
10-30-43-250-5003	Overtime	2,000
10-30-43-250-5009	Fringe Benefits	87,416
10-30-43-250-5302	Minor Tools & Equipment	3,500
10-30-43-250-5304	Equipment Rental	1,550
10-30-43-250-5403	Telephone	2,500
10-30-43-250-5701	Srv/Mat to Maintain Facilities/Buildings	4,000
10-30-43-250-5708	Srv/Mat to Maintain Area Lighting	4,500
Total Expenditures		\$ 356,603

GENERAL FUND DETAIL

		<u>2008 Budget</u>
PARK MAINTENANCE CAPITAL		
Expenditures:		
10-40-41-950-6005	Mower Replacement	\$ 80,000
10-40-41-950-6021	Van Replacement	27,950
10-40-41-950-6026	Truck Replacements (5)	134,950
10-40-41-950-6028	Snow Blower Replacement	1,380
10-40-41-950-6036	Central Control Upgrades	41,000
10-40-41-950-6059	Backstop Replacements (East/Franklin Elementary)	10,000
10-40-41-950-6069	Tree Replacement Program	35,000
10-40-41-950-6072	Irrigation Upgrades (Columbine Manor/Heritage Village)	130,700
10-40-41-950-6074	Asphalt Repairs (LTRC/Harmony)	15,000
10-40-41-950-6117	5th Wheel Trailer Replacement	9,300
10-40-41-950-6663	Athletic Field Renovations (Willow Creek, Sheridan, Heritage)	17,000
10-40-41-950-6840	Eagle Ridge School Park Field Imp	14,000
10-40-41-950-6841	Gallup Park Fence/Ballfield Imp	25,000
10-40-41-950-6844	Lonesome Pine Pump Replacement	20,000
10-40-41-950-6845	Lone Tree Elem Landscape Maint	21,000
10-40-41-950-6846	Dual Axel Replacement	7,870
10-40-41-950-6847	GIS Asset Program	18,500
10-40-42-950-6849	Jamison Service Center Phone System	6,600
10-40-43-950-6754	Hazardous Materials Storage Building	16,275
10-40-43-950-6848	WSSC Building Forensics	15,000
10-40-51-950-6756	SPP Imp- Centennial Reservoir Site	9,732
10-40-64-950-6837	Cornerstone Water Tap Installation	30,000
10-40-65-950-6839	DAL Synthetic Fields Top Dressing	28,000
10-60-00-950-6568	Tennis Court Repairs	40,000
Total Expenditures		<u>\$ 754,257</u>

GENERAL FUND DETAIL

2008 Budget

PARK MAINTENANCE ADMINISTRATION

Expenditures:

10-40-41-261-5001	Full-Time Salaries	\$	128,197
10-40-41-261-5009	Fringe Benefits		33,248
10-40-41-261-5204	Postage		375
10-40-41-261-5230	Printing/Copies		1,500
10-40-41-261-5400	Utilities Natural Gas		1,000
10-40-41-261-5401	Utilities Electric		57,143
10-40-41-261-5403	Telephone		400
10-40-41-261-5501	Contractual Services		18,500
10-40-41-261-5510	STARPR		8,000
10-40-41-261-5701	Services/Materials to Maintain Facilities		100
10-40-41-261-5803	Dues & Subscriptions		2,500
10-40-41-261-5805	Staff Development		12,800
10-40-41-261-5806	Miscellaneous		500
10-40-41-261-5812	Uniforms		15,225
Total Expenditures		\$	279,488

TURF OPERATIONS

Expenditures:

10-40-41-410-5001	Full-Time Salaries	\$	251,119
10-40-41-410-5002	Part Time Salaries		58,820
10-40-41-410-5003	Overtime		5,000
10-40-41-410-5009	Fringe Benefits		77,841
10-40-41-410-5209	Agricultural Supplies		77,359
10-40-41-410-5302	Minor Tools & Equipment		1,000
10-40-41-410-5304	Equipment Rental		800
10-40-41-410-5516	Privatization Contracts		50,864
10-40-41-410-5806	Miscellaneous		750
10-40-41-410-5826	Vandalism		200
Total Expenditures		\$	523,753

NATURAL OPEN SPACE OPERATIONS

Expenditures:

10-40-41-425-5001	Full-Time Salaries	\$	146,608
10-40-41-425-5002	Part Time Salaries		26,568
10-40-41-425-5003	Overtime		3,000
10-40-41-425-5009	Fringe Benefits		43,519
10-40-41-425-5209	Agricultural Supplies		6,300
10-40-41-425-5302	Minor Tools & Equipment		350
10-40-41-425-5806	Miscellaneous		500
Total Expenditures		\$	226,845

GENERAL FUND DETAIL

2008 Budget

IRRIGATION OPERATIONS

Expenditures:			
10-40-41-430-5001	Full-Time Salaries	\$	403,802
10-40-41-430-5002	Part Time Salaries		39,316
10-40-41-430-5003	Overtime		4,000
10-40-41-430-5009	Fringe Benefits		118,401
10-40-41-430-5302	Minor Tools & Equipment		2,500
10-40-41-430-5304	Equipment Rental		1,500
10-40-41-430-5401	Utilities Electric		39,564
10-40-41-430-5402	Water & Sewer		685,011
10-40-41-430-5403	Telephone		2,029
10-40-41-430-5700	Service & Materials		54,788
10-40-41-430-5702	Service & Materials Maintenance Equipment		10,000
10-40-41-430-5806	Miscellaneous		600
10-40-41-430-5826	Vandalism		2,000
Total Expenditures		<u>\$</u>	<u>1,363,511</u>

FORESTRY OPERATIONS

Revenue:			
10-40-41-435-4035	Tree Donation Carryover	\$	23,538
Total Revenues		<u>\$</u>	<u>23,538</u>

Expenditures:			
10-40-41-435-5001	Full-Time Salaries	\$	360,745
10-40-41-435-5002	Part Time Salaries		123,770
10-40-41-435-5003	Overtime		3,200
10-40-41-435-5009	Fringe Benefits		140,368
10-40-41-435-5010	Regular Part Time Salaries		23,744
10-40-41-435-5134	Special Event Expense		3,500
10-40-41-435-5302	Minor Tools & Equipment		9,000
10-40-41-435-5304	Equipment Rental		1,200
10-40-41-435-5401	Utilities Electric		8,845
10-40-41-435-5402	Water & Sewer		740
10-40-41-435-5403	Telephone		4,602
10-40-41-435-5404	Trash Collection		9,030
10-40-41-435-5700	Service & Materials		45,500
10-40-41-435-5701	Services/Materials to Maintain Facilities		3,200
10-40-41-435-5806	Miscellaneous		600
10-40-41-435-5826	Vandalism		5,250
10-40-41-435-5827	Tree Donation Expense		8,038
10-40-41-435-5828	Waste Wood Utilization		2,200
Total Expenditures		<u>\$</u>	<u>753,532</u>

GENERAL FUND DETAIL

2008 Budget

HORTICULTURE OPERATION

Expenditures:			
10-40-41-440-5001	Full-Time Salaries	\$	165,668
10-40-41-440-5002	Part Time Salaries		53,040
10-40-41-440-5003	Overtime		1,800
10-40-41-440-5009	Fringe Benefits		58,736
10-40-41-440-5302	Minor Tools & Equipment		1,000
10-40-41-440-5700	Service & Materials		9,500
10-40-41-440-5709	Service & Materials to Maintain Landscape		5,000
10-40-41-440-5806	Miscellaneous		500
10-40-41-440-5826	Vandalism		1,000
Total Expenditures		\$	296,244

PARK FACILITIES & TRAILS

Expenditures:			
10-40-41-445-5001	Full-Time Salaries	\$	368,169
10-40-41-445-5002	Part Time Salaries		67,160
10-40-41-445-5003	Overtime		6,500
10-40-41-445-5009	Fringe Benefits		125,170
10-40-41-445-5302	Minor Tools & Equipment		2,000
10-40-41-445-5403	Telephone		1,200
10-40-41-445-5404	Trash Collection		32,850
10-40-41-445-5701	Serv/Mat to Maint Facilities/Building		30,000
10-40-41-445-5705	Serv/Mat to Maint Fences		3,500
10-40-41-445-5706	Serv/Mat to Maint Paths, Roads, Parking		54,879
10-40-41-445-5707	Serv/Mat to Maint Water Areas		12,815
10-40-41-445-5710	Serv/Mat to Maint Picnic Facilities		10,000
10-40-41-445-5806	Miscellaneous		1,750
10-40-41-445-5826	Vandalism		3,500
Total Expenditures		\$	719,493

GENERAL FUND DETAIL

2008 Budget

ATHLETIC FIELDS & PLAY COURTS

Expenditures:

10-40-41-450-5001	Full-Time Salaries	\$ 184,351
10-40-41-450-5002	Part Time Salaries	50,400
10-40-41-450-5003	Overtime	4,000
10-40-41-450-5009	Fringe Benefits	58,914
10-40-41-450-5302	Minor Tools & Equipment	800
10-40-41-450-5403	Telephone	1,000
10-40-41-450-5700	Service & Materials	52,102
10-40-41-450-5806	Miscellaneous	840
10-40-41-450-5826	Vandalism	1,000
Total Expenditures		<u>\$ 353,407</u>

GARAGE & SHOP

Expenditures:

10-40-42-264-5001	Full-Time Salaries	\$ 363,643
10-40-42-264-5003	Overtime	1,500
10-40-42-264-5009	Fringe Benefits	99,114
10-40-42-264-5116	Licensing	150
10-40-42-264-5202	Motor Fuels & Lubricants	195,000
10-40-42-264-5203	Custodial Supplies	3,000
10-40-42-264-5302	Minor Tools & Equipment	9,150
10-40-42-264-5304	Equipment Rental	590
10-40-42-264-5312	Small Engine Repair	5,250
10-40-42-264-5401	Utilities Electric	25,800
10-40-42-264-5402	Water & Sewer	1,620
10-40-42-264-5403	Telephone	6,000
10-40-42-264-5701	Materials To Maintain Building	17,250
10-40-42-264-5702	Srv/Mat to Maintain Equipment	64,150
10-40-42-264-5703	Srv/Mat to Maintain Autos	74,800
10-40-42-264-5806	Miscellaneous	5,900
Total Expenditures		<u>\$ 872,917</u>

CORNERSTONE PARK CREW

Expenditures:

10-40-64-263-5001	Full Time Salaries	\$ 143,362
10-40-64-263-5002	Part Time Salaries	47,072
10-40-64-263-5003	Overtime	1,000
10-40-64-263-5009	Fringe Benefits	47,326
10-40-64-263-5302	Minor Tools & Equipment	750
10-40-64-263-5806	Miscellaneous	7,180
Total Expenditures		<u>\$ 246,690</u>

GENERAL FUND DETAIL

2008 Budget

DAVID A. LORENZ REGIONAL PARK

Expenditures:			
10-40-65-263-5001	Full Time Salaries	\$	62,171
10-40-65-263-5002	Part Time Salaries		12,384
10-40-65-263-5003	Overtime		1,000
10-40-65-263-5009	Fringe Benefits		25,879
10-40-65-263-5302	Minor Tool & Equipment		1,000
10-40-65-263-5700	Service & Materials		4,500
Total Expenditures		<u>\$</u>	<u>106,934</u>

PLATTE PARK

Revenues:			
10-40-51-540-4020	Intergovernmental	\$	61,764
Total Revenues		<u>\$</u>	<u>61,764</u>

Expenditures:			
10-40-51-540-5001	Full-Time Salaries	\$	50,569
10-40-51-540-5002	Part Time Salaries		38,668
10-40-51-540-5003	Overtime		750
10-40-51-540-5009	Fringe Benefits		17,983
10-40-51-540-5210	Educational Support		250
10-40-51-540-5217	Miscellaneous Supplies		15,950
10-40-51-540-5403	Telephone		779
10-40-51-540-5501	Contractual Services		1,243
10-40-51-540-5805	Staff Development		1,059
10-40-51-540-5812	Uniforms		200
10-40-51-540-5854	Mileage Reimbursement		500
Total Expenditures		<u>\$</u>	<u>127,951</u>

GENERAL FUND DETAIL

2008 Budget

VISITOR SERVICES

Revenues:

10-40-51-542-4020	Intergovernmental	\$ 88,236
	Total Revenues	<u>\$ 88,236</u>

Expenditures:

10-40-51-542-5001	Full-Time Salaries	\$ 102,857
10-40-51-542-5002	Part Time Salaries	94,996
10-40-51-542-5003	Overtime	900
10-40-51-542-5009	Fringe Benefits	37,797
10-40-51-542-5217	Miscellaneous Supplies	2,640
10-40-51-542-5403	Telephone	3,000
10-40-51-542-5702	Services/Materials to Maintain Equipment	900
10-40-51-542-5805	Staff Development	600
10-40-51-542-5812	Uniforms	1,000
	Total Expenditures	<u>\$ 244,690</u>

ROXBOROUGH RESTORATION

Expenditures:

10-40-51-544-5001	Full-Time Salaries	\$ 1,910
10-40-51-544-5002	Part Time Salaries	8,385
10-40-51-544-5009	Fringe Benefits	1,850
10-40-51-544-5501	Contractual Services	1,516
10-40-51-544-5709	Service/Material Maintain Landscape	13,898
	Total Expenditures	<u>\$ 27,559</u>

GENERAL FUND DETAIL

2008 Budget

CARSON NATURE CENTER

Revenues:

10-50-51-540-4020	Intergovernmental	\$ 81,244
	Total Revenue	\$ 81,244

Expenditures:

10-50-51-540-5001	Full-Time Salaries	\$ 95,726
10-50-51-540-5002	Part Time Salaries	12,100
10-50-51-540-5009	Fringe Benefits	24,812
10-50-51-540-5204	Postage	2,500
10-50-51-540-5205	Program Supplies	2,000
10-50-51-540-5217	Miscellaneous Supplies	4,900
10-50-51-540-5230	Printing/Copies	1,500
10-50-51-540-5400	Utilities Natural Gas	1,400
10-50-51-540-5401	Utilities Electric	5,300
10-50-51-540-5402	Water & Sewer	1,000
10-50-51-540-5403	Telephone	2,000
10-50-51-540-5501	Contractual Services	13,655
10-50-51-540-5803	Dues and Subscription	608
10-50-51-540-5805	Staff Development	1,838
10-50-51-540-5812	Uniforms	200
10-50-51-540-5854	Mileage Reimbursement	100
	Total Expenditures	\$ 169,639

CARSON NATURE CENTER PROGRAM FUND

Revenues:

10-50-51-541-4130	Carson Center Retail Sales	\$ 1,200
10-50-51-541-4173	Program Fund	38,792
	Total Revenue	\$ 39,992

Expenditures:

10-50-51-541-5002	Part Time Salaries	\$ 4,000
10-50-51-541-5009	Fringe Benefits	2,806
10-50-51-541-5010	Regular Part Time Salaries	22,920
10-50-51-541-5210	Interpretive/Educational Supplies	7,937
10-50-51-541-5503	Contractual Persons (Accounts Payable Only)	3,450
	Total Expenditures	\$ 41,113

GENERAL FUND DETAIL

		<u>2008 Budget</u>
CARSON NATURE CENTER GRANTS/DONATIONS		
Revenues:		
10-50-51-120-4035	Platte Park Program Carryover Grant	\$ 11,500
10-50-51-121-4035	Platte Park Fund Carryover	<u>18,198</u>
	Total Revenue	<u>\$ 29,698</u>
Expenditures:		
10-50-51-120-5108	Platte Park Program Carryover Expense	\$ 11,500
10-50-51-121-5108	Platte Park Fund Carryover Expense	<u>18,198</u>
	Total Expenditures	<u>\$ 29,698</u>

GENERAL FUND DETAIL

		<u>2008 Budget</u>
INSURANCE		
Revenues:		
10-10-01-110-4170	Reimbursements	\$ 30,000
	Total Revenue	<u>\$ 30,000</u>
Expenditures:		
10-10-01-110-5600	Insurance	\$ 500,000
10-10-01-110-5857	Overhead Chargeback	(335,000)
	Total Expenditures	<u>\$ 165,000</u>
TRANSFER IN/OUT		
Revenues:		
10-10-01-990-9101	Transfer In	\$ 45,000
	Total Revenue	<u>\$ 45,000</u>
Expenditures:		
10-10-01-990-9100	Operating Transfer Out	\$ 2,000,000
	Total Expenditures	<u>\$ 2,000,000</u>
CONTINGENCY		
Expenditures:		
10-10-01-995-9200	Contingency	\$ 425,476
10-10-01-995-9202	CHV Reserve	\$ 3,047,851
	Total Expenditures	<u>\$ 3,473,327</u>
GENERAL FUND CARRYOVER		
Revenues:		
10-10-01-996-4998	Carryover Revenue	\$ 5,047,850
	Total Revenues	<u>\$ 5,047,850</u>
HUDSON GARDEN'S OPERATING TRANSFER		
Expenditures:		
10-10-05-991-9102	Hudson Gardens Management Fee	\$ 350,000
	Total Expenditures	<u>\$ 350,000</u>

ENTERPRISE FUND SUMMARY

	2008 Budget	Page
Revenues:		
Golf	\$ 9,288,287	23-41
Ice Arenas	5,718,722	43-54
Recreation Centers	5,156,216	55-75
Registration	30,700	76
Athletic Programs	2,101,209	77-86
Other Recreation Facilities	1,321,267	87-95
Administrative Income	146,375	96
Operating Transfer In	2,000,000	96
Carryover	1,843,099	96
Total Revenues	\$ 27,605,875	
 Expenditures:		
Golf Capital	\$ 1,681,910	22
Golf	8,483,833	23-41
Recreation Programs and Facilities Capital	624,879	42
Ice Arenas	5,092,747	43-54
Recreation Centers	6,308,581	55-75
Registration	196,824	76
Athletic Programs	1,277,709	77-86
Other Recreation Facilities	1,165,840	87-95
Administration	590,288	96
Insurance	335,000	96
Contingency	522,111	96
Human Resources	272,078	96
Accounting Department	616,400	97
MIS Department	437,675	97
Total Expenditures	\$ 27,605,875	
Net	\$ -	

GOLF DEPARTMENT

**2008
Budget**

GOLF COURSE CAPITAL

Expenditures:

31-70-00-950-6044	Fairway Aerator Replacement	\$ 28,000
31-70-70-950-6002	LTGC Trim Mower Replacement	40,000
31-70-70-950-6006	LTGC Rough Mower Replacement	55,000
31-70-70-950-6043	LTGC Beverage Cart	12,000
31-70-70-950-6111	LTGC New Well	461,303
31-70-70-950-6677	LTGC Deck Repair	59,749
31-70-70-950-6700	LTGC #8 Drainage Work	13,843
31-70-70-950-6830	LTGC Restaurant Six Pan Steamer	5,500
31-70-70-950-6831	LTGC Range Ball Machine	25,000
31-70-70-950-6832	LTGC Clubhouse Furniture Replacement	20,000
31-70-71-950-6002	SSGC - Tee Mowers (2)	60,000
31-70-71-950-6023	SSGC - Utility Vehicle Replacement	27,000
31-70-72-950-6002	Littleton Trim Mower	40,000
31-70-72-950-6829	Littleton Restaurant POS System/Cash Register	5,000
31-70-84-950-6023	FSC Range Vehicle Replacement	9,200
31-70-84-950-6042	FSC Skid Steer	30,000
31-70-84-950-6055	FSC Golf Cart Path Work	5,730
31-70-84-950-6801	FSC Driving Range Turf Replacement	767,085
31-70-84-950-6824	FSC Skate Sharpening Machine	17,500
Total Golf Course Capital Expenditures		<u>\$ 1,681,910</u>

GOLF DEPARTMENT

**2008
Budget**

LONE TREE GENERAL ADMINISTRATION

Revenues:

31-70-70-100-4099	Miscellaneous	\$ 700
31-70-70-100-4165	ID Cards	3,981
31-70-70-100-4360	Advertising	4,500
Total LT Gen Admin Revenues		\$ 9,181

Expenditures:

31-70-70-100-5001	Full-Time Salaries	\$ 176,728
31-70-70-100-5002	Part Time Salaries	44,337
31-70-70-100-5003	Overtime	1,200
31-70-70-100-5009	Fringe Benefits	57,772
31-70-70-100-5201	Office Supplies	12,000
31-70-70-100-5203	Custodial Supplies	14,600
31-70-70-100-5204	Postage	4,000
31-70-70-100-5222	Operations Supplies	3,600
31-70-70-100-5223	Amenities Expense	200
31-70-70-100-5224	Clubhouse Decorations	2,400
31-70-70-100-5230	Printing/Copies	4,000
31-70-70-100-5400	Utilities Natural Gas	9,000
31-70-70-100-5401	Utilities Electric	10,500
31-70-70-100-5402	Water & Sewer	450
31-70-70-100-5403	Telephone	2,500
31-70-70-100-5501	Contractual Services	23,000
31-70-70-100-5701	Services/Materials to Maintain Facilities	37,000
31-70-70-100-5802	Promo, Publicity & Printing	32,000
31-70-70-100-5803	Dues & Subscriptions	1,595
31-70-70-100-5805	Staff Development	450
31-70-70-100-5854	Mileage Reimbursement	660
Total LT Gen Admin Expenditures		\$ 437,992

LONE TREE FACILITY MAINTENANCE

Expenditures:

31-70-70-260-5701	Service/Materials to Maintain Facilities	\$ 17,000
31-70-70-260-5709	Service/Materials to Maintain Landscape	11,500
Total LT Facility Maint Expenditures		\$ 28,500

GOLF DEPARTMENT

2008
Budget

LONE TREE MAINTENANCE ADMINISTRATION

Expenditures:		
31-70-70-261-5001	Full-Time Salaries	\$ 48,017
31-70-70-261-5009	Fringe Benefits	14,893
31-70-70-261-5201	Office Supplies	1,500
31-70-70-261-5203	Custodial Supplies	1,500
31-70-70-261-5302	Minor Tools & Equipment	12,900
31-70-70-261-5401	Utilities Electric	5,700
31-70-70-261-5402	Water & Sewer	660
31-70-70-261-5403	Telephone	4,560
31-70-70-261-5501	Contractual Services	16,223
31-70-70-261-5702	Service/Materials to Maintain Equipment	700
31-70-70-261-5803	Dues & Subscriptions	1,600
31-70-70-261-5805	Staff Development	2,980
31-70-70-261-5812	Uniform Maintenance/Clothing	2,000
Total LT Maint Admin Expenditures		\$ 113,233

LONE TREE LANDSCAPE MAINTENANCE

Expenditures:		
31-70-70-263-5001	Full-Time Salaries	\$ 150,175
31-70-70-263-5002	Part-Time Salaries	139,882
31-70-70-263-5003	Overtime	2,000
31-70-70-263-5009	Fringe Benefits	62,698
31-70-70-263-5010	Regular Part-Time Salaries	28,138
31-70-70-263-5209	Agricultural Supplies	89,600
31-70-70-263-5218	Irrigation Supplies	9,550
31-70-70-263-5304	Equipment Rental	2,600
31-70-70-263-5401	Utilities Electric	88,000
31-70-70-263-5709	Service/Materials to Maintain Landscape	49,113
31-70-70-263-5711	Service/Materials to Maintain Golf Course	9,500
31-70-70-263-5712	Irrigation Trans. & Dist.	7,000
31-70-70-263-5826	Vandalism	500
Total LT Landscaping Maint Expenditures		\$ 638,756

GOLF DEPARTMENT

**2008
Budget**

LONE TREE GARAGE & SHOP

Expenditures:

31-70-70-264-5001	Full-Time Salaries	\$ 50,057
31-70-70-264-5003	Overtime	1,000
31-70-70-264-5009	Fringe Benefits	13,764
31-70-70-264-5202	Motor Fuels and Lubricants	36,250
31-70-70-264-5702	Service/Materials to Maintain Equipment	46,750
31-70-70-264-5806	Other Commodities	8,500
31-70-70-264-5812	Uniforms	2,760
Total LT Garage & Shop Expenditures		\$ 159,081

LONE TREE PRO SHOP

Revenues:

31-70-70-750-4129	Sales Tax Revenue	
31-70-70-750-4130	Pro Shop Sales	\$ 270,000
Total LT Pro Shop Revenues		\$ 270,000

Expenditures:

31-70-70-750-5001	Full-Time Salaries	\$ 19,923
31-70-70-750-5002	Part Time Salaries	5,000
31-70-70-750-5009	Fringe Benefits	7,952
31-70-70-750-5205	Program Supplies	8,000
31-70-70-750-5208	Pro Shop Supplies	202,500
Total LT Pro Shop Expenditures		\$ 243,375

GOLF DEPARTMENT

**2008
Budget**

LONE TREE GENERAL OPERATIONS

Revenues:

31-70-70-751-4136	Pro Rental Fees	\$ 4,000
31-70-70-751-4175	Green Fees	1,120,000
31-70-70-751-4176	Junior Golf	4,750
31-70-70-751-4177	Driving Range	162,000
31-70-70-751-4178	Golf Cart Rental	336,700
31-70-70-751-4179	Club & Hand Cart Rental	7,000
31-70-70-751-4180	Expansion Fund	57,800
31-70-70-751-4183	Annual Membership	290,050
Total LT General Operations Revenues		\$ 1,982,300

Expenditures:

31-70-70-751-5001	Full-Time Salaries	\$ 127,468
31-70-70-751-5002	Part Time Salaries	140,000
31-70-70-751-5003	Overtime	1,000
31-70-70-751-5009	Fringe Benefits	44,035
31-70-70-751-5010	Regular Part Time Salaries	29,573
31-70-70-751-5201	Office Supplies	500
31-70-70-751-5202	Motor Fuels & Lubricants	1,200
31-70-70-751-5203	Custodial Supplies	500
31-70-70-751-5204	Postage	1,800
31-70-70-751-5205	Program Supplies	9,000
31-70-70-751-5302	Minor Tools & Equipment	2,550
31-70-70-751-5305	Cart Maintenance	7,000
31-70-70-751-5400	Utilities Natural Gas	44,000
31-70-70-751-5402	Water & Sewer	3,350
31-70-70-751-5403	Telephone	3,800
31-70-70-751-5501	Contractual Services	1,000
31-70-70-751-5701	Services/Materials to Maintain Facilities	10,000
31-70-70-751-5702	Services/Materials to Maintain Equipment	2,500
31-70-70-751-5704	Services/Materials to Maintain Rental Equipment	2,500
31-70-70-751-5802	Promo, Publicity & Printing	7,000
31-70-70-751-5803	Dues & Subscriptions	2,100
31-70-70-751-5805	Staff Development	1,000
31-70-70-751-5812	Uniforms	1,500
31-70-70-751-5833	Tournaments	500
31-70-70-751-5834	Driving Range	17,000
31-70-70-751-5835	Junior Golf	3,000
Total LT General Operations Expenditures		\$ 463,876

GOLF DEPARTMENT

**2008
Budget**

LONE TREE CAFÉ

Revenues:

31-70-70-760-4125	Contractual Sales	\$ 1,200
31-70-70-760-4185	Food Sales	150,850
31-70-70-760-4220	Restaurant Liquor Sales	30,950
31-70-70-760-4221	Restaurant Beer Sales	107,000
31-70-70-760-4222	Restaurant Wine Sales	2,550
Total LT Café Revenues		\$ 292,550

Expenditures:

31-70-70-760-5001	Full-Time Salaries	\$ 40,565
31-70-70-760-5002	Part Time Salaries	46,764
31-70-70-760-5003	Overtime	1,700
31-70-70-760-5006	Concession Salary	36,569
31-70-70-760-5009	Fringe Benefits	19,211
31-70-70-760-5115	Employee Recruiting	150
31-70-70-760-5116	Licensing	620
31-70-70-760-5201	Office Supplies	100
31-70-70-760-5202	Motor Fuels & Lubricants	450
31-70-70-760-5203	Custodial Supplies	360
31-70-70-760-5206	Food & Concession Supplies	46,432
31-70-70-760-5212	Bar Supplies	1,500
31-70-70-760-5221	Paper Supplies	15,000
31-70-70-760-5225	China, Silver, and Glass	800
31-70-70-760-5226	Kitchen Equipment	700
31-70-70-760-5233	Alcohol Supplies-Liquor	6,190
31-70-70-760-5234	Alcohol Supplies-Beer	25,680
31-70-70-760-5235	Alcohol Supplies-Wine	612
31-70-70-760-5400	Utilities Natural Gas	7,000
31-70-70-760-5401	Utilities Electric	7,500
31-70-70-760-5402	Water & Sewer	840
31-70-70-760-5403	Telephone	600
31-70-70-760-5501	Contractual Services	2,330
31-70-70-760-5512	Promotional Discount	800
31-70-70-760-5701	Services/Materials to Maintain Facilities	5,790
31-70-70-760-5790	Linen	800
31-70-70-760-5806	Miscellaneous	1,000
31-70-70-760-5812	Uniforms	1,000
Total LT Café Expenditures		\$ 271,063

GOLF DEPARTMENT

**2008
Budget**

LONE TREE RESTAURANT OPERATIONS

Revenues:

31-70-70-761-4184	Miscellaneous Banquet Fees	\$ 62,255
31-70-70-761-4186	Equipment Rental	5,750
31-70-70-761-4188	Banquet Food Sales	466,989
31-70-70-761-4190	Gratuities	101,851
31-70-70-761-4192	Telephone Revenue	3,600
31-70-70-761-4223	Banquet Liquor Sales	25,824
31-70-70-761-4224	Banquet Beer Sales	18,213
31-70-70-761-4225	Banquet Wine Sales	32,689
Total LT Rest Operations Revenues		<hr/> \$ 717,171 <hr/>

GOLF DEPARTMENT

**2008
Budget**

LONE TREE RESTAURANT OPERATIONS

Expenditures:

31-70-70-761-5001	Full-Time Salaries	\$ 161,109
31-70-70-761-5002	Part Time Salaries	70,048
31-70-70-761-5003	Overtime	4,000
31-70-70-761-5006	Concession Salary	46,149
31-70-70-761-5007	Gratuities Compensation	101,851
31-70-70-761-5009	Fringe Benefits	60,013
31-70-70-761-5010	Regular Part Time Salaries	15,303
31-70-70-761-5115	Employee Recruiting	250
31-70-70-761-5116	Licensing	620
31-70-70-761-5201	Office Supplies	600
31-70-70-761-5202	Motor Fuels & Lubricants	1,110
31-70-70-761-5203	Custodial Supplies	7,200
31-70-70-761-5206	Food & Concession Supplies	145,636
31-70-70-761-5212	Bar Supplies	725
31-70-70-761-5221	Paper Supplies	7,960
31-70-70-761-5224	Clubhouse Decorations	6,500
31-70-70-761-5225	China, Silver, and Glass	6,000
31-70-70-761-5226	Kitchen Equipment	3,500
31-70-70-761-5233	Alcohol Supplies-Liquor	4,648
31-70-70-761-5234	Alcohol Supplies-Beer	4,007
31-70-70-761-5235	Alcohol Supplies-Wine	7,845
31-70-70-761-5304	Equipment Rental	3,000
31-70-70-761-5400	Utilities Natural Gas	7,000
31-70-70-761-5401	Utilities Electric	7,500
31-70-70-761-5402	Water & Sewer	2,520
31-70-70-761-5403	Telephone	4,200
31-70-70-761-5501	Contractual Services	3,600
31-70-70-761-5701	Services/Materials to Maintain Facilities	7,000
31-70-70-761-5790	Linen	2,500
31-70-70-761-5802	Promo, Publicity & Printing	16,000
31-70-70-761-5806	Miscellaneous	900
31-70-70-761-5812	Uniforms	3,000
Total LT Rest Operations Expenditures		\$ 712,294

GOLF DEPARTMENT

**2008
Budget**

LONE TREE ROOMS DIVISION

Revenues:

31-70-70-770-4099	Miscellaneous	\$ 3,740
31-70-70-770-4192	Telephone Revenue	4,526
31-70-70-770-4193	Guest Accommodations	224,450
Total LT Rooms Division Revenues		\$ 232,716

Expenditures:

31-70-70-770-5001	Full-Time Salaries	\$ 48,507
31-70-70-770-5002	Part Time Salaries	65,535
31-70-70-770-5003	Overtime	900
31-70-70-770-5009	Fringe Benefits	24,706
31-70-70-770-5201	Office Supplies	500
31-70-70-770-5203	Custodial Supplies	240
31-70-70-770-5219	Linens	1,200
31-70-70-770-5223	Amenities Expense	15,030
31-70-70-770-5400	Utilities Natural Gas	6,200
31-70-70-770-5401	Utilities Electric	6,000
31-70-70-770-5402	Water & Sewer	799
31-70-70-770-5403	Telephone	3,600
31-70-70-770-5501	Contractual Services	2,400
31-70-70-770-5701	Services/Materials to Maintain Facilities	22,900
31-70-70-770-5716	Television Expense	3,420
31-70-70-770-5802	Promo, Publicity & Printing	9,500
31-70-70-770-5812	Uniforms	750
31-70-70-770-5836	Commissions	3,367
Total LT Rooms Division Expenditures		\$ 215,554

SSGC FACILITY MAINTENANCE

Expenditures:

31-70-71-260-5701	Service/Materials to Maintain Facilities	\$ 7,500
31-70-71-260-5709	Service/Materials to Maintain Landscape	8,000
Total SSGC Facility Maint Expenditures		\$ 15,500

GOLF DEPARTMENT

2008
Budget

SSGC MAINTENANCE ADMINISTRATION

Expenditures:

31-70-71-261-5001	Full-Time Salaries	\$ 47,415
31-70-71-261-5009	Fringe Benefits	14,021
31-70-71-261-5201	Office Supplies	1,250
31-70-71-261-5203	Custodial Supplies	1,550
31-70-71-261-5302	Minor Tool & Equipment	16,500
31-70-71-261-5401	Utilities Electric	10,700
31-70-71-261-5402	Water & Sewer	400
31-70-71-261-5403	Telephone	4,200
31-70-71-261-5501	Contractual Services	13,760
31-70-71-261-5803	Dues & Subscriptions	1,045
31-70-71-261-5805	Staff Development	3,175
31-70-71-261-5806	Other Commodities	1,000
31-70-71-261-5812	Uniform Maintenance/Clothing	1,750
Total SSGC Maint Admin Expenditures		\$ 116,766

SSGC LANDSCAPE MAINTENANCE

Expenditures:

31-70-71-263-5001	Full-Time Salaries	\$ 147,263
31-70-71-263-5002	Part-Time Salaries	126,388
31-70-71-263-5003	Overtime	1,950
31-70-71-263-5009	Fringe Benefits	62,052
31-70-71-263-5010	Regular Part-Time Salaries	31,114
31-70-71-263-5209	Agricultural Supplies	99,748
31-70-71-263-5218	Irrigation Supplies	21,050
31-70-71-263-5304	Equipment Rental	2,700
31-70-71-263-5401	Utilities Electric	68,000
31-70-71-263-5709	Service/Materials to Maintain Landscape	53,400
31-70-71-263-5711	Service/Materials to Maintain Golf Course	11,000
31-70-71-263-5712	Irrigation Trans. & Dist.	15,000
31-70-71-263-5826	Vandalism	1,000
Total SSGC Landscape Maint Expenditures		\$ 640,665

GOLF DEPARTMENT

**2008
Budget**

SSGC GARAGE & SHOP

Expenditures:

31-70-71-264-5001	Full-Time Salaries	\$ 54,387
31-70-71-264-5003	Overtime	1,200
31-70-71-264-5009	Fringe Benefits	17,167
31-70-71-264-5202	Motor Fuels & Lubricants	29,500
31-70-71-264-5302	Shop Tools	3,500
31-70-71-264-5702	Service/Materials to Maintain Equipment	34,300
31-70-71-264-5806	Other Commodities	3,200
31-70-71-264-5812	Uniforms	4,300
Total SSGC Garage & Shop Expenditures		\$ 147,554

SOUTH SUBURBAN GOLF COURSE PRO SHOP

Revenues:

31-70-71-750-4129	Sales Tax Revenue	\$ 12,331
31-70-71-750-4130	Pro Shop Sales	167,669
Total SSGC Pro Shop Revenues		\$ 180,000

Expenditures:

31-70-71-750-5001	Full-Time Salaries	\$ 20,000
31-70-71-750-5002	Part Time Salaries	6,000
31-70-71-750-5009	Fringe Benefits	6,349
31-70-71-750-5205	Program Supplies	3,000
31-70-71-750-5208	Pro Shop Supplies	126,345
Total SSGC Pro Shop Expenditures		\$ 161,694

GOLF DEPARTMENT

**2008
Budget**

SSGC GENERAL OPERATIONS

Revenues:

31-70-71-751-4103	Season Tickets	\$ 49,300
31-70-71-751-4136	Pro Rental Fees	5,000
31-70-71-751-4175	Green Fees	1,543,450
31-70-71-751-4176	Junior Golf	12,600
31-70-71-751-4177	Driving Range	218,000
31-70-71-751-4178	Golf Cart Rental	309,000
31-70-71-751-4179	Club & Hand Cart Rental	12,000
31-70-71-751-4180	Expansion Fund	71,688
Total SSGC General Operations Revenues		\$ 2,221,038

Expenditures:

31-70-71-751-5001	Full-Time Salaries	\$ 167,586
31-70-71-751-5002	Part Time Salaries	191,000
31-70-71-751-5003	Overtime	600
31-70-71-751-5009	Fringe Benefits	54,688
31-70-71-751-5201	Office Supplies	2,000
31-70-71-751-5202	Motor Fuels & Lubricants	11,000
31-70-71-751-5203	Custodial Supplies	1,500
31-70-71-751-5204	Postage	50
31-70-71-751-5205	Program Supplies	1,500
31-70-71-751-5230	Printing/Copies	1,100
31-70-71-751-5305	Cart Maintenance	4,000
31-70-71-751-5400	Utilities Natural Gas	10,000
31-70-71-751-5402	Water & Sewer	5,000
31-70-71-751-5403	Telephone	5,000
31-70-71-751-5501	Contractual Services	11,000
31-70-71-751-5701	Services/Materials to Maintain Facilities	8,000
31-70-71-751-5704	Service/Materials to Rental Equipment	2,000
31-70-71-751-5802	Promo, Publicity & Printing	8,500
31-70-71-751-5803	Dues & Subscriptions	1,500
31-70-71-751-5805	Staff Development	800
31-70-71-751-5833	Tournaments	1,000
31-70-71-751-5834	Driving Range	30,000
31-70-71-751-5835	Junior Golf	4,000
Total SSGC General Operations Expenditures		\$ 521,824

GOLF DEPARTMENT

**2008
Budget**

SSGC RESTAURANT OPERATIONS

Revenues:

31-70-71-760-4122	Concession Self-Operated	\$ 202,050
31-70-71-760-4181	Cigarette Sales	1,000
31-70-71-760-4220	Restaurant Liquor Sales	24,700
31-70-71-760-4221	Restaurant Beer Sales	109,120
31-70-71-760-4222	Restaurant Wine Sales	1,715
Total SSGC Rest Operations Revenues		\$ 338,585

Expenditures:

31-70-71-760-5001	Full-Time Salaries	\$ 47,326
31-70-71-760-5002	Part Time Salaries	34,566
31-70-71-760-5003	Overtime	2,390
31-70-71-760-5006	Concession Salary	33,859
31-70-71-760-5009	Fringe Benefits	24,305
31-70-71-760-5010	Regular Part Time Salaries	29,467
31-70-71-760-5116	Licensing	1,250
31-70-71-760-5201	Office Supplies	720
31-70-71-760-5203	Custodial Supplies	3,217
31-70-71-760-5206	Food & Concession Supplies	64,656
31-70-71-760-5212	Bar Supplies	1,875
31-70-71-760-5221	Paper Supplies	9,400
31-70-71-760-5225	China, Silver, and Glass	500
31-70-71-760-5226	Kitchen Equipment	750
31-70-71-760-5233	Alcohol Supplies-Liquor	3,952
31-70-71-760-5234	Alcohol Supplies-Beer	26,189
31-70-71-760-5235	Alcohol Supplies-Wine	429
31-70-71-760-5400	Utilities Natural Gas	6,000
31-70-71-760-5401	Utilities Electric	7,200
31-70-71-760-5402	Water & Sewer	5,400
31-70-71-760-5403	Telephone	3,900
31-70-71-760-5501	Contractual Services	14,100
31-70-71-760-5512	Promotional Discount	1,750
31-70-71-760-5701	Services/Materials to Maintain Facilities	9,000
31-70-71-760-5806	Miscellaneous	2,000
31-70-71-760-5812	Uniforms	2,280
Total SSGC Rest Operations Expenditures		\$ 336,481

GOLF DEPARTMENT

**2008
Budget**

LITTLETON GOLF ADMINISTRATION

Revenue:

31-70-72-100-4050	Interest Earnings	\$ 20,000
	Total Littleton Golf Admin Revenue	\$ 20,000

Expenditures:

31-70-72-970-9001	Bond Principal	\$ 307,800
31-70-72-970-9002	Bond Interest	127,996
	Total Littleton Golf Admin Expenditures	\$ 435,796

LITTLETON FACILITY MAINTENANCE

Expenditures:

31-70-72-260-5701	Serv./Materials to Main. Fac/Building	\$ 6,000
31-70-72-260-5709	Serv./Materials to Main. Landscape	5,400
	Total Littleton Facility Maint Expenditures	\$ 11,400

LITTLETON GOLF COURSE MAINT ADMINISTRATION

Expenditures:

31-70-72-261-5001	Full-Time Salaries	\$ 45,636
31-70-72-261-5009	Fringe Benefits	13,136
31-70-72-261-5201	Office Supplies	800
31-70-72-261-5203	Custodial Supplies	300
31-70-72-261-5302	Minor Tools & Equipment	5,200
31-70-72-261-5401	Utilities Electric	5,500
31-70-72-261-5402	Water & Sewer	400
31-70-72-261-5403	Telephone	2,064
31-70-72-261-5501	Contractual Services	14,890
31-70-72-261-5803	Dues & Subscriptions	720
31-70-72-261-5805	Staff Development	2,170
31-70-72-261-5812	Uniform Maintenance/Clothing	1,200
	Total Littleton Maint. Admin Expenditures	\$ 92,016

GOLF DEPARTMENT

**2008
Budget**

LITTLETON LANDSCAPE MAINTENANCE

Expenditures:

31-70-72-263-5001	Full-Time Salaries	\$ 154,668
31-70-72-263-5002	Part-Time Salaries	70,980
31-70-72-263-5003	Overtime	1,750
31-70-72-263-5009	Fringe Benefits	56,169
31-70-72-263-5010	Regular Part-Time Salaries	27,983
31-70-72-263-5209	Agricultural Supplies	57,125
31-70-72-263-5218	Irrigation Supplies	16,450
31-70-72-263-5304	Equipment Rental	1,800
31-70-72-263-5401	Utilities Electric	26,000
31-70-72-263-5402	Water & Sewer	9,200
31-70-72-263-5709	Service/Materials to Maint. Landscape	31,500
31-70-72-263-5711	Service/Materials to Maint. Golf Course	6,120
31-70-72-263-5712	Irrigation Trans. & Dist.	12,000
31-70-72-263-5826	Vandalism	500
Total Littleton Landscaping Maint Expenditures		\$ 472,245

LITTLETON GARAGE & SHOP

Expenditures:

31-70-72-264-5001	Full-Time Salaries	\$ 39,525
31-70-72-264-5003	Overtime	500
31-70-72-264-5009	Fringe Benefits	15,175
31-70-72-264-5010	Regular Part Time Salaries	25,860
31-70-72-264-5202	Motor Fuels & Lubricants	15,233
31-70-72-264-5702	Service/Materials to Maint. Equipment	30,600
31-70-72-264-5806	Other Commodities	1,900
31-70-72-264-5812	Uniforms	2,800
Total Littleton Garage & Shop Expenditures		\$ 131,593

LITTLETON PRO SHOP

Revenues:

31-70-72-750-4130	Pro Shop Sales	\$ 143,850
Total Littleton Pro Shop Revenues		\$ 143,850

Expenditures:

31-70-72-750-5001	Full-Time Salaries	\$ 12,570
31-70-72-750-5002	Part Time Salaries	2,050
31-70-72-750-5009	Fringe Benefits	1,800
31-70-72-750-5205	Program Supplies	4,200
31-70-72-750-5208	Pro Shop Supplies	94,500
Total Littleton Pro Shop Expenditures		\$ 115,120

GOLF DEPARTMENT

**2008
Budget**

LITTLETON GOLF COURSE OPERATIONS

Revenues:

31-70-72-751-4103	Season Tickets	\$ 20,000
31-70-72-751-4106	Class Revenue	6,885
31-70-72-751-4136	Pro Rental Fees	1,500
31-70-72-751-4165	ID Cards	8,500
31-70-72-751-4175	Green Fees	764,619
31-70-72-751-4176	Junior Golf	2,100
31-70-72-751-4177	Driving Range	107,050
31-70-72-751-4178	Golf Cart Rental	211,000
31-70-72-751-4179	Club & Hand Cart Rental	7,800
31-70-72-751-4180	Expansion Fund	32,500
Total Littleton Golf Course Operations Revenues		\$ 1,161,954

Expenditures:

31-70-72-751-5001	Full-Time Salaries	\$ 84,974
31-70-72-751-5002	Part Time Salaries	105,000
31-70-72-751-5003	Overtime	500
31-70-72-751-5009	Fringe Benefits	38,595
31-70-72-751-5202	Motor Fuels & Lubricants	3,200
31-70-72-751-5203	Custodial Supplies	2,100
31-70-72-751-5204	Postage	250
31-70-72-751-5205	Program Supplies	9,300
31-70-72-751-5230	Printing/Copies	300
31-70-72-751-5302	Minor Tools & Equipment	1,000
31-70-72-751-5305	Cart Maintenance	4,200
31-70-72-751-5401	Utilities Electric	6,000
31-70-72-751-5402	Water & Sewer	750
31-70-72-751-5403	Telephone	1,500
31-70-72-751-5501	Contractual Services	7,800
31-70-72-751-5701	Services/Materials to Maintain Facilities	8,500
31-70-72-751-5802	Promo, Publicity & Printing	6,200
31-70-72-751-5803	Dues & Subscriptions	1,200
31-70-72-751-5805	Staff Development	560
31-70-72-751-5854	Mileage	700
31-70-72-751-5834	Driving Range	15,450
31-70-72-751-5835	Junior Golf	1,500
Total Littleton Golf Course Operations Expenditures		\$ 299,579

GOLF DEPARTMENT

**2008
Budget**

CENTENNIAL RESTAURANT

Revenues:

31-70-72-760-4122	Concession Self-Operated	\$ 88,500
31-70-72-760-4220	Restaurant Liquor Sales	16,300
31-70-72-760-4221	Restaurant Beer Sales	82,400
31-70-72-760-4222	Restaurant Wine Sales	3,350
Total Cent Restaurant Revenues		\$ 190,550

Expenditures:

31-70-72-760-5001	Full-Time Salaries	\$ 31,526
31-70-72-760-5003	Overtime	600
31-70-72-760-5006	Concession Salary	32,394
31-70-72-760-5009	Fringe Benefits	12,853
31-70-72-760-5116	Licensing	2,309
31-70-72-760-5201	Office Supplies	600
31-70-72-760-5203	Custodial Supplies	3,000
31-70-72-760-5206	Food & Concession Supplies	28,320
31-70-72-760-5212	Bar Supplies	2,400
31-70-72-760-5221	Paper Supplies	3,600
31-70-72-760-5225	China, Silver, and Glass	500
31-70-72-760-5233	Alcohol Supplies-Liquor	500
31-70-72-760-5234	Alcohol Supplies-Beer	2,934
31-70-72-760-5235	Alcohol Supplies-Wine	19,776
31-70-72-760-5302	Minor Tools & Equipment	737
31-70-72-760-5400	Utilities Natural Gas	8,196
31-70-72-760-5401	Utilities Electric	11,196
31-70-72-760-5402	Water & Sewer	2,200
31-70-72-760-5403	Telephone	900
31-70-72-760-5501	Contractual Services	4,500
31-70-72-760-5512	Promotional Discount	190
31-70-72-760-5701	Services/Materials to Maintain Facilities	4,000
31-70-72-760-5854	Mileage	1,200
31-70-72-760-5806	Miscellaneous	600
31-70-72-760-5812	Uniforms	750
Total Cent Restaurant Expenditures		\$ 175,781

FSC FACILITY MAINTENANCE

31-70-84-260-5701	SVC/MAT Building	\$ 5,650
31-70-84-260-5709	SVC/MAT Landscape	3,800
Total FSC Facility Maintenance Expenditures		\$ 9,450

GOLF DEPARTMENT

**2008
Budget**

FSC MAINT. ADMIN

Expenditures:

31-70-84-261-5001	Full-time Salaries	\$ 39,493
31-70-84-261-5009	Fringe Benefits	14,091
31-70-84-261-5201	Office Supplies	700
31-70-84-261-5203	Custodial Supplies	600
31-70-84-261-5302	Minor Tools & Equipment	3,100
31-70-84-261-5401	Utilities Electric	3,000
31-70-84-261-5402	Water & Sewer	600
31-70-84-261-5403	Telephone	2,160
31-70-84-261-5501	Contractual Service	8,230
31-70-84-261-5803	Dues & Subscriptions	550
31-70-84-261-5805	Staff Development	2,130
31-70-84-261-5812	Uniforms	800
Total FSC Maint. Admin Expenditures		\$ 75,454

FSC LANDSCAPE MAINTENANCE

Expenditures:

31-70-84-263-5001	Full-Time Salaries	\$ 103,274
31-70-84-263-5002	Part-Time Salaries	38,320
31-70-84-263-5003	Over-Time Salaries	1,100
31-70-84-263-5009	Fringe Benefits	39,910
31-70-84-263-5010	Regular Part-Time Salaries	28,526
31-70-84-263-5209	Agricultural Supplies	41,100
31-70-84-263-5218	Irrigation Supplies	7,400
31-70-84-263-5304	Equipment Rentals	1,400
31-70-84-263-5401	Utilities Electric	3,800
31-70-84-263-5402	Water & Sewer	130,000
31-70-84-263-5709	SVC/MAT Landscape	18,500
31-70-84-263-5711	SVC/MAT Golf Course	5,350
31-70-84-263-5712	Irrigation Trans & Dist	3,500
31-70-84-263-5826	Vandalism	500
Total FSC Landscaping Maintenance Expenditures		\$ 422,680

GOLF DEPARTMENT

**2008
Budget**

FSC GARAGE & SHOP

Expenditures:

31-70-84-264-5001	Full-time Salaries	\$ 12,000
31-70-84-264-5009	Fringe Benefits	1,319
31-70-84-264-5202	Fuels & Lubricants	15,550
31-70-84-264-5702	SVC/MAT to Maintain Equip & Machinery	20,000
31-70-84-264-5806	Other Commodities	4,000
31-70-84-264-5812	Shop Uniforms/Laundry	1,820
Total FSC Garage & Shop		\$ 54,689

FSC PRO SHOP

Revenues:

31-70-84-750-4130	Pro Shop Sales	\$ 371,000
31-70-84-750-4202	Skate Sharpening	14,000
Total FSC Pro Shop Revenues		\$ 385,000

Expenditures:

31-70-84-750-5001	Full Time Salaries	\$ 18,238
31-70-84-750-5002	Part Time Salaries	8,000
31-70-84-750-5009	Fringe Benefits	4,595
31-70-84-750-5205	Program Supplies	3,500
31-70-84-750-5208	Pro Shop Supplies	277,200
Total FSC Pro Shop Expenditures		\$ 311,533

GOLF DEPARTMENT

**2008
Budget**

FSC GOLF GENERAL OPERATIONS

Revenues:

31-70-84-751-4102	General Admissions	\$ 50,000
31-70-84-751-4125	Contractual Sales	4,000
31-70-84-751-4136	Pro Rental Fees	28,000
31-70-84-751-4175	Green Fees	395,565
31-70-84-751-4176	Junior Golf	80,000
31-70-84-751-4177	Driving Range	507,000
31-70-84-751-4178	Golf Cart Rental	55,020
31-70-84-751-4179	Club & Hand Cart Rental	8,000
31-70-84-751-4180	Expansion Fund	13,807
31-70-84-751-4268	Parties/Groups	2,000
Total FSC Golf Operations Revenues		\$ 1,143,392

Expenditures:

31-70-84-751-5001	Full Time Salaries	\$ 75,198
31-70-84-751-5002	Part Time Salaries	175,000
31-70-84-751-5003	Overtime	1,000
31-70-84-751-5009	Fringe Benefits	35,998
31-70-84-751-5201	Office Supplies	1,320
31-70-84-751-5202	Motor Fuels & Lubricants	1,500
31-70-84-751-5203	Custodial Supplies	200
31-70-84-751-5204	Postage	1,000
31-70-84-751-5205	Program Supplies	6,000
31-70-84-751-5230	Printing/Copies	600
31-70-84-751-5302	Minor Tools & Equipment	1,000
31-70-84-751-5305	Cart Maintenance	1,200
31-70-84-751-5307	Golf Cart Lease	14,720
31-70-84-751-5401	Utilities Electric	30,000
31-70-84-751-5402	Water & Sewer	600
31-70-84-751-5403	Telephone	4,800
31-70-84-751-5501	Contractual Services	2,500
31-70-84-751-5701	Services/Materials to Maintain Facilities	2,000
31-70-84-751-5702	Services/Materials to Maintain Equipment	1,500
31-70-84-751-5802	Promo, Publicity & Printing	7,200
31-70-84-751-5803	Dues & Subscriptions	1,000
31-70-84-751-5804	Rent/Lease Expense	87,125
31-70-84-751-5834	Driving Range	58,000
31-70-84-751-5835	Junior Golf	1,200
31-70-84-970-9001	Bond Principal	74,750
31-70-84-970-9002	Bond Interest	66,878
Total FSC Golf Operations Expenditures		\$ 652,289

RECREATION PROGRAMS AND FACILITIES CAPITAL

**2008
Budget**

Expenditures:

31-60-72-950-6047	Littleton Tennis Bubble Expansion	\$ 34,067
31-80-00-950-6112	Outdoor Pool Improvements	1,517
31-80-00-950-6823	Security Cameras in Recreation Facilities - Phase I	70,000
31-80-00-950-6827	Outdoor Pool Shade Structures	24,000
31-80-81-950-6680	Goodson Lobby Renovation	9,982
31-80-81-950-6695	Goodson Safety Upgrades	3,252
31-80-81-950-6769	Goodson Gym Room Painting	4,051
31-80-81-950-6803	Goodson Racquetball Roof	78,000
31-80-81-950-6804	Goodson Weight Room Roof	209,000
31-80-81-950-6805	Goodson Pool Roof	75,000
31-80-81-950-6806	Goodson Gym Heating Coil Replacement	7,560
31-80-82-950-6620	Sheridan Pool Replaster	40,000
31-80-82-950-6833	Sheridan Pool Strantrol	2,750
31-80-84-950-6008	FSC Inflatable Obstacle Course	10,000
31-80-84-950-6033	FSC Avalanche Grille 4 Drw Refrigerator and Worktop Refrigerator	6,800
31-80-84-950-6567	FSC Avalanche Offices Carpet Replacement	18,000
31-80-84-950-6825	FSC SRV Motions Simulator Conversion to DVD	12,000
31-80-84-950-6826	FSC Avalanche Grille Reach in Freezer	2,500
31-80-85-950-6828	Franklin Pool Storage Shed	5,400
31-80-86-950-6776	Cook Creek Diving Board	3,500
31-80-87-950-6083	Holly Pool Benches	7,500
Total Recreation Programs and Facilities Capital Exp		\$ 624,879

ICE ARENAS

**2008
Budget**

FSC GENERAL OPERATIONS

Revenues:

31-80-84-140-4050	Interest Earnings	\$ 20,000
31-80-84-140-4075	Rental Income	120,000
31-80-84-140-4099	Miscellaneous	9,000
31-80-84-140-4125	Contractual Sales	10,000
31-80-84-140-4150	Locker/Towel Rental	1,500
31-80-84-140-4360	Advertising	10,000
Total FSC General Operations Revenues		\$ 170,500

Expenditures:

31-80-84-140-5001	Full Time Salaries	\$ 154,729
31-80-84-140-5002	Part Time Salaries	19,610
31-80-84-140-5009	Fringe Benefits	40,397
31-80-84-140-5134	Special Events	5,000
31-80-84-140-5201	Office Supplies	3,000
31-80-84-140-5204	Postage	1,750
31-80-84-140-5205	Program Supplies	6,025
31-80-84-140-5230	Printing/Copies	1,025
31-80-84-140-5302	Minor Tools & Equipment	300
31-80-84-140-5400	Utilities Natural Gas	16,150
31-80-84-140-5401	Utilities Electric	51,300
31-80-84-140-5402	Water & Sewer	10,450
31-80-84-140-5403	Telephone	5,400
31-80-84-140-5501	Contractual Services	38
31-80-84-140-5505	Staff Development	1,700
31-80-84-140-5511	Advertising	15,000
31-80-84-140-5702	Services/Materials to Maintain Equipment	5,000
31-80-84-140-5803	Dues & Subscriptions	2,050
31-80-84-140-5804	Rent/Lease Expense	251,000
31-80-84-140-5812	Uniforms	150
31-80-84-970-9001	Bond Principal	200,635
31-80-84-970-9002	Bond Interest	224,250
Total FSC General Operations Exp		\$ 1,014,959

ICE ARENAS

**2008
Budget**

FSC FACILITY MAINTENANCE

Expenditures:

31-80-84-260-5001	Full Time Salaries	\$ 71,752
31-80-84-260-5002	Part Time Salaries	80,960
31-80-84-260-5009	Fringe Benefits	42,317
31-80-84-260-5203	Custodial Supplies	20,000
31-80-84-260-5204	Postage	750
31-80-84-260-5205	Program Supplies	200
31-80-84-260-5207	Chemical Supplies	8,000
31-80-84-260-5230	Printing/Copies	200
31-80-84-260-5302	Minor Tools & Equipment	1,000
31-80-84-260-5403	Telephone	360
31-80-84-260-5501	Contractual Services	22,548
31-80-84-260-5511	Advertising	750
31-80-84-260-5701	Services/Materials to Maintain Facilities	10,000
31-80-84-260-5702	Services/Materials to Maintain Equipment	9,000
31-80-84-260-5812	Uniforms	525
31-80-84-260-5826	Vandalism	2,000
Total FSC Facility Maintenance Exp		\$ 270,362

ICE ARENAS

**2008
Budget**

AVALANCHE GRILLE

Revenues:

31-80-84-760-4122	Concession Self-Operated	\$ 204,000
31-80-84-760-4190	Gratuities	9,123
31-80-84-760-4220	Restaurant Liquor Sales	40,000
31-80-84-760-4221	Restaurant Beer Sales	130,000
31-80-84-760-4222	Restaurant Wine Sales	11,500
31-80-84-760-4268	Parties/Groups	50,681
Total Avalanche Grille Revenues		\$ 445,304

Expenditures:

31-80-84-760-5001	Full Time Salaries	\$ 81,871
31-80-84-760-5002	Part Time Salaries	41,500
31-80-84-760-5006	Concession Salary	42,000
31-80-84-760-5007	Gratuities Compensation	9,123
31-80-84-760-5009	Fringe Benefits	34,181
31-80-84-760-5116	Licensing	1,600
31-80-84-760-5134	Special Event Expense	3,000
31-80-84-760-5201	Office Supplies	500
31-80-84-760-5203	Custodial Supplies	3,200
31-80-84-760-5205	Program Supplies	2,270
31-80-84-760-5206	Food & Concession Supplies	86,592
31-80-84-760-5212	Bar Supplies	1,800
31-80-84-760-5221	Paper Supplies	5,400
31-80-84-760-5225	China, Silver, and Glass	1,500
31-80-84-760-5226	Kitchen Equipment	3,500
31-80-84-760-5230	Printing/Copies	870
31-80-84-760-5233	Alcohol Supplies-Liquor	9,600
31-80-84-760-5234	Alcohol Supplies-Beer	32,500
31-80-84-760-5235	Alcohol Supplies-Wine	3,910
31-80-84-760-5400	Utilities Natural Gas	5,950
31-80-84-760-5401	Utilities Electric	18,900
31-80-84-760-5402	Water & Sewer	8,250
31-80-84-760-5403	Telephone	1,000
31-80-84-760-5501	Contractual Services	5,405
31-80-84-760-5511	Advertising	1,300
31-80-84-760-5702	Service/materials to Maintain Equipment	3,500
31-80-84-760-5812	Uniforms	3,860
Total Avalanche Grille Expenditures		\$ 413,082

ICE ARENAS

**2008
Budget**

FSC IN HOUSE HOCKEY

Revenues:

31-80-84-811-4105	League Fees	\$ 596,070
31-80-84-811-4157	Facility Rental	41,850
31-80-84-811-4216	Player Fees	22,058
Total FSC In House Hockey Revenues		\$ 659,978

Expenditures:

31-80-84-811-5001	Full-Time Salaries	\$ 59,445
31-80-84-811-5002	Part Time Salaries	6,300
31-80-84-811-5009	Fringe Benefits	15,697
31-80-84-811-5134	Special Event Expense	7,695
31-80-84-811-5204	Postage	500
31-80-84-811-5205	Program Supplies	8,280
31-80-84-811-5501	Contractual Services	30,596
31-80-84-811-5503	Contractual Persons	5,000
31-80-84-811-5802	Promo, Publicity & Printing	1,000
31-80-84-811-5812	Uniforms	25,575
Total FSC In House Hockey Expenditures		\$ 160,088

FSC YOUTH TRAVEL HOCKEY

Revenues:

31-80-84-812-4105	League Fees	\$ 330,850
31-80-84-812-4157	Facility Rental	13,650
31-80-84-812-4216	Player Fees	6,323
31-80-84-812-4217	Tryout Fees	25,000
Total FSC Youth Travel Hockey Revenues		\$ 375,823

Expenditures:

31-80-84-812-5001	Full-Time Salaries	\$ 35,205
31-80-84-812-5002	Part Time Salaries	2,000
31-80-84-812-5005	Contractual/Pro Lesson (payroll only)	5,000
31-80-84-812-5009	Fringe Benefits	16,009
31-80-84-812-5204	Postage	400
31-80-84-812-5205	Program Supplies	1,800
31-80-84-812-5501	Contractual Services	14,312
31-80-84-812-5503	Contractual Persons (Accounts Payable Only)	20,000
31-80-84-812-5802	Promo, Publicity & Printing	500
31-80-84-812-5803	Dues & Subscriptions	5,600
31-80-84-812-5812	Uniforms	10,000
Total FSC Youth Travel Hockey Exp		\$ 110,826

ICE ARENAS

**2008
Budget**

FSC FIGURE SKATING

Revenues:

31-80-84-813-4100	Pro Lesson Tickets	\$ 155,000
31-80-84-813-4106	Class Revenue	174,750
31-80-84-813-4197	Patch	55,131
31-80-84-813-4254	ISIA Revenue	5,000
Total FSC Figure Skating Revenues		\$ 389,881

Expenditures:

31-80-84-813-5001	Full-Time Salaries	\$ 26,144
31-80-84-813-5002	Part Time Salaries	38,000
31-80-84-813-5005	Contractual/Pro Lessons (Payroll Only)	131,750
31-80-84-813-5009	Fringe Benefits	26,916
31-80-84-813-5134	Special Event Expense	500
31-80-84-813-5205	Program Supplies	1,500
31-80-84-813-5227	ISIA Expense	750
31-80-84-813-5230	Printing/Copies	150
31-80-84-813-5802	Promo, Publicity & Printing	200
31-80-84-813-5803	Dues & Subscriptions	325
31-80-84-813-5854	Mileage Reimbursement	2,200
Total FSC Figure Skating Exp		\$ 228,435

FSC ICE ARENA MAINTENANCE

Expenditures:

31-80-84-814-5001	Full-Time Salaries	\$ 39,704
31-80-84-814-5002	Part Time Salaries	71,140
31-80-84-814-5009	Fringe Benefits	18,530
31-80-84-814-5202	Motor Fuels & Lubricants	1,700
31-80-84-814-5203	Custodial Supplies	200
31-80-84-814-5207	Chemical Supplies	3,000
31-80-84-814-5302	Minor Tools & Equipment	200
31-80-84-814-5501	Contractual Services	11,500
31-80-84-814-5701	Services/Materials to Maintain Fac/Buildings	3,750
31-80-84-814-5702	Services/Materials to Maintain Equipment	31,380
31-80-84-814-5812	Uniforms	775
Total Ice Arena Maintenance Exp		\$ 181,879

ICE ARENAS

**2008
Budget**

FSC ICE ARENA ADULT LEAGUES

Revenues:

31-80-84-815-4101	Fines	\$ 1,500
31-80-84-815-4105	League Fees	416,600
31-80-84-815-4157	Facility Rental	13,000
31-80-84-815-4216	Player Fees	29,623
Total FSC Ice Arena Adult Revenues		\$ 460,723

Expenditures:

31-80-84-815-5001	Full Time Salaries	\$ 51,152
31-80-84-815-5002	Part Time Salaries	15,095
31-80-84-815-5009	Fringe Benefits	22,670
31-80-84-815-5205	Program Supplies	3,978
31-80-84-815-5501	Contractual Services	78,570
31-80-84-815-5503	Contractual Persons (Accounts Payable Only)	1,700
31-80-84-815-5803	Dues & Subscriptions	4,365
Total FSC Ice Arena Adult Exp		\$ 177,530

ICE ARENAS

**2008
Budget**

FSC ICE ARENA OPERATIONS

Revenues:

31-80-84-818-4102	General Admissions	\$ 190,038
31-80-84-818-4157	Facility Rental	186,605
31-80-84-818-4201	Skate Rental	43,493
31-80-84-818-4397	High School Hockey	88,000
Total FSC Ice Arena Operations Revenues		\$ 508,136

Expenditures:

31-80-84-818-5001	Full-Time Salaries	\$ 16,333
31-80-84-818-5002	Part Time Salaries	47,929
31-80-84-818-5009	Fringe Benefits	10,221
31-80-84-818-5201	Office Supplies	2,500
31-80-84-818-5204	Postage	2,500
31-80-84-818-5205	Program Supplies	5,470
31-80-84-818-5230	Printing/Copies	2,570
31-80-84-818-5400	Utilities Natural Gas	35,700
31-80-84-818-5401	Utilities Electric	113,400
31-80-84-818-5402	Water & Sewer	24,750
31-80-84-818-5403	Telephone	5,000
31-80-84-818-5501	Contractual Services	105
31-80-84-818-5511	Advertising	200
31-80-84-818-5803	Dues & Subscriptions	550
31-80-84-818-5812	Uniforms	600
31-80-84-818-5854	Mileage	200
Total FSC Ice Arena Expenditures		\$ 268,028

ICE ARENAS

**2008
Budget**

FSC BIRTHDAY PARTIES

Revenues:

31-80-84-850-4190	Gratuities	\$ 16,900
31-80-84-850-4268	Parties/Groups	180,500
Total FSC Birthday Parties Revenues		\$ 197,400

Expenditures:

31-80-84-850-5001	Full-Time Salaries	\$ 17,889
31-80-84-850-5002	Part Time Salaries	26,235
31-80-84-850-5007	Gratuities Compensation	16,900
31-80-84-850-5009	Fringe Benefits	9,654
31-80-84-850-5201	Office Supplies	800
31-80-84-850-5203	Custodial Supplies	200
31-80-84-850-5204	Postage	1,200
31-80-84-850-5205	Program Supplies	7,753
31-80-84-850-5206	Food and Concession Expense	2,129
31-80-84-850-5230	Printing/Copies	3,600
31-80-84-850-5403	Telephone	2,000
31-80-84-850-5812	Uniforms	750
Total FSC Birthday Parties Expenditures		\$ 89,110

FSC SUMMER DAY CAMPS

Revenues:

31-80-84-851-4102	General Admissions	\$ 60,545
Total FSC Summer Day Camp Revenues		\$ 60,545

Expenditures:

31-80-84-851-5002	Part Time Salaries	\$ 18,440
31-80-84-851-5009	Fringe Benefits	2,213
31-80-84-851-5116	Licensing	160
31-80-84-851-5204	Postage	300
31-80-84-851-5205	Program Supplies	7,440
31-80-84-851-5206	Food & Concession Supplies	3,600
31-80-84-851-5230	Printing/Copies	350
Total FSC Summer Day Camp Exp		\$ 32,503

ICE ARENAS

FSC CONCESSIONS	2008 Budget
Revenues:	
31-80-84-860-4122 Concession Self-Operated	\$ 180,000
31-80-84-860-4124 Vending Self Operated	32,000
31-80-84-860-4268 Groups and Parties	38,000
Total FSC Concessions Revenues	\$ 250,000
 Expenditures:	
31-80-84-860-5001 Full Time Salaries	\$ 33,446
31-80-84-860-5006 Concession Salary	43,255
31-80-84-860-5009 Fringe Benefits	13,589
31-80-84-860-5116 Licensing	250
31-80-84-860-5203 Custodial Supplies	600
31-80-84-860-5205 Program Supplies	100
31-80-84-860-5206 Food & Concession Supplies	87,200
31-80-84-860-5221 Paper Supplies	9,000
31-80-84-860-5225 China, Silver, and Glass	200
31-80-84-860-5226 Kitchen Equipment	350
31-80-84-860-5229 Vending Concession Supplies	11,200
31-80-84-860-5230 Printing/Copies	100
31-80-84-860-5400 Utilities Natural Gas	1,700
31-80-84-860-5401 Utilities Electric	5,400
31-80-84-860-5402 Water & Sewer	5,500
31-80-84-860-5403 Telephone	600
31-80-84-860-5501 Contractual Services	150
31-80-84-860-5702 Ser/Mat to Maint. Equipment	2,500
31-80-84-860-5812 Uniforms	1,200
Total FSC Concessions Expenditures	\$ 216,340

ICE ARENAS

**2008
Budget**

FAMILY ENTERTAINMENT CENTER

Revenues:

31-80-84-870-4099	Miscellaneous	\$ 2,000
31-80-84-870-4102	General Admissions	165,000
31-80-84-870-4240	Token Sales	181,250
31-80-84-870-4241	Attractions	189,740
Total Family Entertainment Center Rev		\$ 537,990

Expenditures:

31-80-84-870-5001	Full-Time Salaries	\$ 78,768
31-80-84-870-5002	Part Time Salaries	93,230
31-80-84-870-5009	Fringe Benefits	34,233
31-80-84-870-5010	Regular Part Time Salaries	23,229
31-80-84-870-5116	Licensing	100
31-80-84-870-5201	Office Supplies	1,000
31-80-84-870-5204	Postage	1,000
31-80-84-870-5205	Program Supplies	57,945
31-80-84-870-5230	Printing/Copies	1,020
31-80-84-870-5400	Utilities Natural Gas	22,950
31-80-84-870-5401	Utilities Electric	72,900
31-80-84-870-5402	Water & Sewer	5,500
31-80-84-870-5403	Telephone	2,000
31-80-84-870-5501	Contractual Services	38,880
31-80-84-870-5702	Services/Materials to Maintain Equipment	18,000
31-80-84-870-5802	Promo, Publicity & Printing	100
31-80-84-870-5812	Uniforms	1,500
31-80-84-870-5854	Mileage Reimbursement	150
Total Family Entertainment Center Exp		\$ 452,505

ICE ARENAS

**2008
Budget**

ICE ARENA OPERATIONS

Revenues:

31-80-83-818-4050	Interest Earnings	\$ 12,000
31-80-83-818-4075	Rental Income	7,200
31-80-83-818-4099	Miscellaneous	300
31-80-83-818-4100	Pro Lesson Tickets	355,000
31-80-83-818-4102	General Admissions	68,905
31-80-83-818-4103	Season Tickets	11,440
31-80-83-818-4106	Class Revenue	119,310
31-80-83-818-4122	Concession Self Operated	75,600
31-80-83-818-4125	Contractual Sales	14,000
31-80-83-818-4150	Locker/Towel Rental	1,130
31-80-83-818-4157	Facility Rental	90,925
31-80-83-818-4158	Adult Hockey Rental	216,550
31-80-83-818-4197	Patch	212,521
31-80-83-818-4200	Junior Hockey Rental	354,075
31-80-83-818-4201	Skate Rental	33,500
31-80-83-818-4202	Skate Sharpening	1,026
31-80-83-818-4203	Skate Sharpening-Contract	2,500
31-80-83-818-4216	Player Fees	14,000
31-80-83-818-4254	ISIA Revenue	3,000
31-80-83-818-4268	Parties/Groups	5,020
31-80-83-818-4271	Summer Programs	26,050
31-80-83-818-4360	Advertising	6,000
31-80-83-818-4396	Denver Figure Skating	20,760
31-80-83-818-4398	Colorado Skating Club	11,630
	Total Ice Arena Operations Revenues	<u>\$ 1,662,442</u>

ICE ARENAS

2008
Budget

ICE ARENA OPERATIONS

Expenditures:

31-80-83-818-5001	Full Time Salaries	\$ 290,672
31-80-83-818-5002	Part Time Salaries	165,000
31-80-83-818-5003	Overtime	6,000
31-80-83-818-5005	Contractual/Pro Lessons (Payroll Only)	250,000
31-80-83-818-5006	Concession Salary	22,000
31-80-83-818-5009	Fringe Benefits	146,719
31-80-83-818-5010	Regular Part Time Salaries	38,369
31-80-83-818-5134	Special Event Expense	1,500
31-80-83-818-5202	Motor Fuels & Lubricants	100
31-80-83-818-5203	Custodial Supplies	10,000
31-80-83-818-5204	Postage	750
31-80-83-818-5205	Program Supplies	11,000
31-80-83-818-5206	Food & Concession Supplies	43,000
31-80-83-818-5207	Chemical Supplies	3,750
31-80-83-818-5227	ISIA Expense	1,200
31-80-83-818-5230	Printing/Copies	4,750
31-80-83-818-5237	Parties & Groups Supplies	100
31-80-83-818-5302	Minor Tools & Equipment	500
31-80-83-818-5400	Utilities Natural Gas	38,000
31-80-83-818-5401	Utilities Electric	111,000
31-80-83-818-5402	Water & Sewer	12,000
31-80-83-818-5403	Telephone	5,000
31-80-83-818-5503	Contractual Persons (Accounts Payable Only)	1,200
31-80-83-818-5701	Svc/Mat to Maintain Facility	20,000
31-80-83-818-5702	Ser/Mat to Maint Equipment	7,750
31-80-83-818-5802	Promo, Publicity & Printing	500
31-80-83-818-5803	Dues & Subscriptions	2,650
31-80-83-818-5842	Repair Fund	45,000
31-80-83-970-9001	Bond Principal	140,000
31-80-83-970-9002	Bond Interest	98,590
Total Ice Arena Operations Expenditures		\$ 1,477,100

RECREATION CENTERS

**2008
Budget**

GENERAL AND ADMINISTRATION

Revenues:

31-60-01-100-4035	Carryover Grant Revenue/Rotary Golf Tournament	\$ 33,045
Total General and Administration Revenues		\$ 33,045

Expenditures:

31-60-01-100-5001	Full-time Salaries	\$ 179,648
31-60-01-100-5009	Fringe Benefits	32,998
31-60-01-100-5108	Rotary Donation Expense	17,045
31-60-01-100-5201	Office Supplies	2,000
31-60-01-100-5204	Postage	200
31-60-01-100-5205	Program Supplies	5,000
31-60-01-100-5230	Postage	200
31-60-01-100-5403	Telephone	600
31-60-01-100-5501	Contract Services - Siemens	18,761
31-60-01-100-5803	Dues & Memberships	8,000
31-60-01-100-5805	Conferences and Education	30,760
31-60-01-100-5812	Uniforms	2,000
31-60-01-100-5854	Mileage	2,500
31-80-00-970-9001	Siemens Principal Payment	106,980
31-80-00-970-9002	Siemens Interest Payment	24,470
Total General and Administration Expenditures		\$ 431,162

SHERIDAN CENTER

Revenues:

31-80-82-140-4035	Donation Carryover	\$ 1,187
31-80-82-140-4102	Daily Admissions	10,198
31-80-82-140-4125	Contractual Sales	4,309
31-80-82-140-4155	Pass Sales	14,880
31-80-82-140-4157	Facility Rental	18,459
31-80-82-140-4162	Games Self Operated	406
31-80-82-140-4165	Photo ID Revenue	990
Total Sheridan Center Revenues		\$ 50,429

RECREATION CENTERS

**2008
Budget**

SHERIDAN CENTER

Expenditures:

31-80-82-140-5001	Full-Time Salaries	\$ 70,242
31-80-82-140-5002	Part Time Salaries	46,401
31-80-82-140-5009	Fringe Benefits	26,356
31-80-82-140-5010	Regular Part Time Salaries	18,200
31-80-82-140-5054	Sheridan Occupation Tax	252
31-80-82-140-5108	Donation Expense	1,187
31-80-82-140-5203	Custodial Supplies	6,606
31-80-82-140-5204	Postage	15
31-80-82-140-5205	Program Supplies	5,690
31-80-82-140-5230	Printing/Copies	162
31-80-82-140-5400	Utilities Natural Gas	23,486
31-80-82-140-5401	Utilities Electric	21,923
31-80-82-140-5402	Water & Sewer	4,382
31-80-82-140-5403	Telephone	3,120
31-80-82-140-5501	Contractual Services	2,868
31-80-82-140-5701	Services/Materials to Maintain Facilities	11,401
31-80-82-140-5702	Services/Materials to Maintain Equipment	5,504
Total Sheridan Center Expenditures		\$ 247,795

SHERIDAN POOL

Revenues:

31-80-82-840-4091	School District Reimbursement	\$ 28,000
31-80-82-840-4102	General Admissions	2,003
31-80-82-840-4106	Class Revenue	5,575
31-80-82-840-4157	Facility Rental	29,450
Total Sheridan Pool Revenues		\$ 65,028

Expenditures:

31-80-82-840-5001	Full-Time Salaries	\$ 14,264
31-80-82-840-5002	Part Time Salaries	7,031
31-80-82-840-5009	Fringe Benefits	4,665
31-80-82-840-5203	Custodial Supplies	50
31-80-82-840-5205	Program Supplies	250
31-80-82-840-5207	Chemical Supplies	3,000
31-80-82-840-5400	Utilities Natural Gas	24,500
31-80-82-840-5401	Utilities Electric	14,500
31-80-82-840-5403	Telephone	800
31-80-82-840-5701	Services/Materials to Maintain Facilities	3,000
31-80-82-840-5702	Services/Materials to Maintain Equipment	950
Total Sheridan Pools Expenditures		\$ 73,010

RECREATION CENTERS

**2008
Budget**

ROCKING HORSE DAY CARE CENTER

Revenues:

31-50-82-533-4106	Class Revenue	\$ 124,212
31-50-82-533-4116	Federal Food Program	8,000
	Total Day Care Center Revenues	\$ 132,212

Expenditures:

31-50-82-533-5001	Full Time Salaries	\$ 39,439
31-50-82-533-5009	Fringe Benefits	20,422
31-50-82-533-5010	Regular Part Time Salaries	68,368
31-50-82-533-5054	Sheridan Occupation Tax	252
31-50-82-533-5205	Program Supplies	5,600
31-50-82-533-5206	Food & Concession Supplies	5,800
31-50-82-533-5213	Federal Food Program	8,000
31-50-82-533-5230	Printing/Copies	900
31-50-82-533-5403	Telephone	720
31-50-82-533-5503	Contractual Persons	720
31-50-82-533-5803	Dues & Subscriptions	350
	Total Day Care Center Expenditures	\$ 150,571

RECREATION CENTERS

**2008
Budget**

BUCK COMMUNITY RECREATION CENTER

Revenues:

31-50-52-140-4099	Miscellaneous	\$ 100
31-50-52-140-4102	Daily Admissions	72,156
31-50-52-140-4122	Concession Self-Operated	12,500
31-50-52-140-4125	Contractual Sales	11,000
31-50-52-140-4130	Pro Shop	12,500
31-50-52-140-4135	Uniform Reimbursement	1,000
31-50-52-140-4155	Admissions/Passes	329,087
31-50-52-140-4157	Facility Rental	70,462
31-50-52-140-4165	Photo ID	20,100
31-50-52-140-4183	Corporate Wellness Membership	1,800
31-50-52-140-4186	Equipment Rental	315
31-50-52-140-4265	Babysitting	9,863
Total BCRC Revenues		\$ 540,883

Expenditures:

31-50-52-140-5001	Full Time Salaries	\$ 225,331
31-50-52-140-5002	Part Time Salaries	144,320
31-50-52-140-5009	Fringe Benefits	74,440
31-50-52-140-5201	Office Supplies	2,800
31-50-52-140-5203	Custodial Supplies	23,000
31-50-52-140-5204	Postage	500
31-50-52-140-5205	Program Supplies	9,250
31-50-52-140-5206	Food & Concession Supplies	4,250
31-50-52-140-5208	Pro Shop Supplies	5,000
31-50-52-140-5230	Printing/Copies	800
31-50-52-140-5400	Utilities Natural Gas	69,010
31-50-52-140-5401	Utilities Electric	69,525
31-50-52-140-5402	Water & Sewer	4,600
31-50-52-140-5403	Telephone	13,810
31-50-52-140-5501	Contractual Services	9,008
31-50-52-140-5701	Services/Materials to Maintain Facilities	15,000
31-50-52-140-5702	Services/Materials to Maintain Equipment	12,000
31-50-52-140-5812	Uniforms	1,375
31-50-52-140-5854	Mileage Reimbursement	450
31-50-52-970-9001	Cardio Equipment Lease Principal	29,444
31-50-52-970-9002	Cardio Equipment Lease Interest	868
Total BCRC Expenditures		\$ 714,781

RECREATION CENTERS

**2008
Budget**

BCRC Aquatics

Revenues:

31-50-52-840-4100	Pro Lessons	\$ 7,495
31-50-52-840-4102	Daily Admissions	40,025
31-50-52-840-4135	Reimbursements	450
31-50-52-840-4155	Pass Sales	155,204
31-50-52-840-4268	Parties	20,395
31-50-52-840-4106	Class Revenue	55,700
Total BCRC Aquatics Revenues		\$ 279,269

Expenditures:

31-50-52-840-5001	Full Time Salaries	\$ 26,510
31-50-52-840-5002	Part Time Salaries	158,537
31-50-52-840-5009	Fringe Benefits	25,509
31-50-52-840-5203	Custodial Supplies	250
31-50-52-840-5204	Postage	50
31-50-52-840-5205	Program Supplies	5,000
31-50-52-840-5207	Chemical Supplies	17,000
31-50-52-840-5230	Printing/Photocopies	500
31-50-52-840-5400	Utilities Natural Gas	40,000
31-50-52-840-5401	Utilities Electric	55,000
31-50-52-840-5402	Water & Sewer	4,500
31-50-52-840-5403	Telephone	600
31-50-52-840-5453	Red Cross Fees	250
31-50-52-840-5701	Services/Materials to Maintain Facilities	4,700
31-50-52-840-5702	Services/Materials to Maintain Equipment	2,300
31-50-52-840-5812	Uniforms	1,200
31-50-52-840-5854	Mileage Reimbursement	300
Total BCRC Aquatics Expense		\$ 342,206

RECREATION CENTERS

**2008
Budget**

INDIVIDUALS WITH DISABILITIES AT BCRC

Revenues:

31-50-52-510-4106	Class Revenue	\$ 74,241
31-50-52-510-4266	Sponsorship Revenue	3,000
	Total Individuals with Disabilities Revenues	\$ 77,241

Expenditures:

31-50-52-510-5001	Full-Time Salaries	\$ 41,402
31-50-52-510-5002	Part Time Salaries	21,822
31-50-52-510-5009	Fringe Benefits	10,015
31-50-52-510-5201	Office Supplies	300
31-50-52-510-5204	Postage	600
31-50-52-510-5205	Program Supplies	9,850
31-50-52-510-5230	Printing/Copies	800
31-50-52-510-5403	Telephone	250
31-50-52-510-5501	Contractual Services	12,423
31-50-52-510-5854	Mileage Reimbursement	300
	Total Individuals with Disabilities Expenditures	\$ 97,762

RECREATION CENTERS

**2008
Budget**

SENIOR PROGRAMS AT BCRC

Revenues:

31-50-52-511-4035	Carryover Donations for Seniors	\$ 4,574
31-50-52-511-4106	Class Revenue	33,172
31-50-52-511-4122	Concessions	5,000
31-50-52-511-4167	Meal Program	29,215
31-50-52-511-4266	Sponsorship Revenue	6,000
31-50-52-511-4269	Trips and Tours Revenue	57,388
31-50-52-511-4270	Computer Class Revenue	8,075
Total Senior Programs Revenues		\$ 143,424

Expenditures:

31-50-52-511-5001	Full-Time Salaries	\$ 69,922
31-50-52-511-5002	Part Time Salaries	46,325
31-50-52-511-5009	Fringe Benefits	32,031
31-50-52-511-5012	Senior Tax Rebate	5,500
31-50-52-511-5108	Donation Expense	4,574
31-50-52-511-5201	Office Supplies	400
31-50-52-511-5204	Postage	600
31-50-52-511-5205	Program Supplies	4,000
31-50-52-511-5206	Concession Supplies	2,800
31-50-52-511-5230	Printing/Copies	1,200
31-50-52-511-5231	Trips and Tour Expense	23,800
31-50-52-511-5232	Computer Class Expense	300
31-50-52-511-5403	Telephone	300
31-50-52-511-5503	Contractual Persons (Accounts Payable Only)	6,050
31-50-52-511-5825	Meal Program	25,000
31-50-52-511-5854	Mileage Reimbursement	200
Total Senior Programs Expenditures		\$ 223,002

RECREATION CENTERS

**2008
Budget**

CULTURAL ARTS AT BCRC

Revenues:

31-50-52-121-4035	Cultural Arts Grants/Donations Carryover	\$ 1,000
31-50-52-122-4030	SCFD Theater Grant	12,114
31-50-52-520-4106	Class Revenue	34,837
31-50-52-520-4205	Performing Arts Ticket Revenue	9,397
31-50-52-520-4208	Special Event Revenue	800
Total Cultural Arts Revenues		\$ 58,148

Expenditures:

31-50-52-121-5108	Cultural Arts Grants/Donations Exp	\$ 1,000
31-50-52-122-5108	SCFD Theater Grant Expense	12,114
31-50-52-520-5002	Part Time Salaries	29,442
31-50-52-520-5009	Fringe Benefits	3,533
31-50-52-520-5201	Office Supplies	150
31-50-52-520-5204	Postage	75
31-50-52-520-5205	Program Supplies	4,450
31-50-52-520-5230	Printing/Copies	500
31-50-52-520-5503	Contractual Persons (Accounts Payable Only)	6,760
31-50-52-520-5854	Mileage Reimbursement	50
Total Cultural Arts Expenditures		\$ 58,074

REC "N" ROCK AT BCRC

Revenues:

31-50-52-534-4106	Class Revenue	\$ 2,450
31-50-52-534-4122	Concession Self-Operated	1,500
Total Rec 'N' Rock Revenues		\$ 3,950

Expenditures:

31-50-52-534-5001	Full-time Salary	\$ 931
31-50-52-534-5002	Part Time Salaries	4,212
31-50-52-534-5009	Fringe Benefits	671
31-50-52-534-5201	Office Supplies	25
31-50-52-534-5204	Postage	50
31-50-52-534-5205	Program Supplies	1,000
31-50-52-534-5230	Printing/Copies	100
31-50-52-534-5501	Contractual Services	250
31-50-52-534-5812	Uniforms	100
Total Rec "N" Rock Expenditures		\$ 7,339

RECREATION CENTERS

**2008
Budget**

FITNESS DIVISION AT BCRC

Revenues:

31-50-52-830-4100	Pro Lesson Tickets	\$ 35,667
31-50-52-830-4106	Class Revenue	80,175
31-50-52-830-4255	Silver Sneakers	80,000
31-50-52-830-4257	Yoga	9,525
31-50-52-830-4258	Pilates	5,398
31-50-52-830-4259	Tai Chi	1,470
31-50-52-830-4261	Weight Training	3,750
31-50-52-830-4262	Martial Arts	14,300
Total Fitness Revenues		\$ 230,285

Expenditures:

31-50-52-830-5001	Full-Time Salaries	\$ 39,935
31-50-52-830-5002	Part Time Salaries	88,500
31-50-52-830-5009	Fringe Benefits	21,495
31-50-52-830-5205	Program Supplies	2,850
31-50-52-830-5230	Printing and Copies	1,000
31-50-52-830-5503	Contractual Persons (Accounts Payable Only)	14,500
31-50-52-830-5854	Mileage Reimbursement	1,000
Total Fitness Expenditures		\$ 169,280

RECREATION CENTERS

**2008
Budget**

LONE TREE REC CENTER GENERAL OPERATIONS

Revenues:

31-60-80-140-4102	Daily Admissions	\$ 22,230
31-60-80-140-4125	Contractual Sales	25,500
31-60-80-140-4130	Pro Shop Sales	15,000
31-60-80-140-4135	Uniform Reimbursement	1,200
31-60-80-140-4155	Pass Sales	435,209
31-60-80-140-4157	Facility Rental	40,000
31-60-80-140-4165	ID Cards	12,000
31-60-80-140-4183	Corporate Wellness Membership	1,000
31-60-80-140-4265	Babysitting Revenue	14,480
Total Lone Tree Rec Center General Operating Revenue		\$ 566,619

Expenditures:

31-60-80-140-5001	Full-Time Salaries	\$ 197,195
31-60-80-140-5002	Part Time Salaries	148,050
31-60-80-140-5009	Fringe Benefits	71,735
31-60-80-140-5201	Office Supplies	6,000
31-60-80-140-5203	Custodial Supplies	20,000
31-60-80-140-5204	Postage	500
31-60-80-140-5205	Program Supplies	10,000
31-60-80-140-5206	Food & Concession Supplies	8,000
31-60-80-140-5208	Pro Shop Supplies	8,000
31-60-80-140-5230	Printing/Copies	2,000
31-60-80-140-5400	Utilities Natural Gas	37,080
31-60-80-140-5401	Utilities Electric	53,560
31-60-80-140-5402	Water & Sewer	6,180
31-60-80-140-5403	Telephone	14,916
31-60-80-140-5501	Contractual Services	10,153
31-60-80-140-5701	Services/Materials to Maintain Facilities	22,200
31-60-80-140-5702	Services/Materials to Maintain Equipment	13,000
31-60-80-140-5812	Uniforms	1,000
31-60-80-140-5854	Mileage Reimbursement	3,000
Total Lone Tree Rec Center General Operations Expense		\$ 632,569

RECREATION CENTERS

**2008
Budget**

LONE TREE REC CENTER POOL

Revenues:

31-60-80-840-4100	Pro Lesson Tickets	\$ 34,100
31-60-80-840-4102	General Admissions	166,498
31-60-80-840-4106	Class Revenue	100,035
31-60-80-840-4135	Certification Reimbursements	25,400
31-60-80-840-4208	Special Events Revenue	2,060
31-60-80-840-4268	Parties/Groups	73,800
Total Lone Tree Rec Center Pool Revenues		\$ 401,893

Expenditures:

31-60-80-840-5001	Full-Time Salaries	\$ 30,792
31-60-80-840-5002	Part Time Salaries	212,250
31-60-80-840-5009	Fringe Benefits	38,585
31-60-80-840-5010	Regular Part-time Salaries	26,194
31-60-80-840-5203	Custodial Supplies	1,200
31-60-80-840-5204	Postage	350
31-60-80-840-5205	Program Supplies	25,000
31-60-80-840-5207	Chemical Supplies	25,000
31-60-80-840-5230	Printing/Copies	500
31-60-80-840-5302	Minor Tools & Equipment	1,000
31-60-80-840-5400	Utilities Natural Gas	57,680
31-60-80-840-5401	Utilities Electric	75,705
31-60-80-840-5402	Water & Sewer	11,000
31-60-80-840-5403	Telephone	1,764
31-60-80-840-5453	Red Cross Fees	3,000
31-60-80-840-5701	Services/Materials to Maintain Facilities	6,000
31-60-80-840-5702	Ser/Mat to Maintain Equipment	6,000
31-60-80-840-5812	Uniforms	2,000
31-60-80-840-5854	Mileage Reimbursement	1,200
Total Lone Tree Rec Center Pool Expenditures		\$ 525,220

RECREATION CENTERS

**2008
Budget**

SENIOR PROGRAMS AT LONE TREE REC CENTER

Revenues:

31-50-80-511-4106	Class Revenue	\$ 8,150
31-50-80-511-4269	Trips/Tours	450
Total Senior Programs Revenues		\$ 8,600

Expenditures:

31-50-80-511-5002	Part Time Salaries	\$ 1,159
31-50-80-511-5009	Fringe Benefits	139
31-50-80-511-5205	Program Supplies	100
31-50-80-511-5230	Printing/Photocopies	50
31-50-80-511-5503	Contract Persons (Accounts Payable Only)	500
Total Senior Programs Expenditures		\$ 1,948

ALTERNATIVE PROGRAMS AT LONE TREE REC CENTER

Revenues:

31-50-80-531-4106	Class Revenue	\$ 127,808
Total Alternative Programs Revenues		\$ 127,808

Expenditures:

31-50-80-531-5001	Full Time Salaries	\$ 13,968
31-50-80-531-5002	Part Time Salaries	53,464
31-50-80-531-5009	Fringe Benefits	11,895
31-50-80-531-5010	Regular Part-time Salary	24,023
31-50-80-531-5201	Office Supplies	145
31-50-80-531-5204	Postage	115
31-50-80-531-5205	Program Supplies	7,688
31-50-80-531-5230	Printing/Copies	335
31-50-80-531-5403	Telephone	720
31-50-80-531-5501	Contractual Services	5,300
31-50-80-531-5803	Dues and Subscriptions	400
31-50-80-531-5805	Staff Development	710
31-50-80-531-5812	Uniforms	200
Total Alternative Programs Expenditures		\$ 118,963

RECREATION CENTERS

**2008
Budget**

CULTURAL ARTS AT LONE TREE REC CENTER

Revenues:

31-50-80-520-4030	Donations	\$ 20,000
31-50-80-520-4106	Class Revenue	31,424
31-50-80-520-4205	Ticket Revenue	6,560
31-50-80-520-4208	Special Event	925
Total Cultural Arts Revenues		\$ 58,909

Expenditures:

31-50-80-520-5001	Full Time Salaries	\$ 1,000
31-50-80-520-5002	Part Time Salaries	6,270
31-50-80-520-5009	Fringe Benefits	4,585
31-50-80-520-5010	RPT Salaries	28,511
31-50-80-520-5201	Office Supplies	150
31-50-80-520-5204	Postage	25
31-50-80-520-5205	Program Supplies	2,000
31-50-80-520-5230	Printing/Copies	500
31-50-80-520-5503	Contractual Persons (Accounts Payable Only)	15,350
31-50-80-520-5854	Mileage Reimbursement	50
Total Cultural Arts Expenditures		\$ 58,441

REC "N" ROCK AT LONE TREE REC CENTER

Revenues:

31-50-80-534-4106	Class Revenue	\$ 13,860
31-50-80-534-4122	Concession Self-Operated	3,500
Total Rec 'N' Rock Revenues		\$ 17,360

Expenditures:

31-50-80-534-5001	Full Time Salary	\$ 1,397
31-50-80-534-5002	Part Time Salaries	11,032
31-50-80-534-5009	Fringe Benefits	1,478
31-50-80-534-5201	Office Supplies	25
31-50-80-534-5204	Postage	75
31-50-80-534-5205	Program Supplies	2,000
31-50-80-534-5230	Printing/Copies	100
31-50-80-534-5501	Contractual Services	250
31-50-80-534-5812	Uniforms	100
31-50-80-534-5854	Mileage	200
Total Rec "N" Rock Expenditures		\$ 16,657

RECREATION CENTERS

**2008
Budget**

FITNESS DIVISION AT LONE TREE REC CENTER

Revenues:

31-50-80-830-4100	Pro Lesson Tickets	\$ 51,105
31-50-80-830-4102	Daily Admissions	40,500
31-50-80-830-4255	Silver Sneakers Program	40,200
31-50-80-830-4258	Pilates	3,516
31-50-80-830-4261	Weight Training	8,367
31-50-80-830-4262	Martial Arts	91,765
	Total Fitness Revenues	\$ 235,453

Expenditures:

31-50-80-830-5001	Full-time Salaries	\$ 10,671
31-50-80-830-5002	Part Time Salaries	110,225
31-50-80-830-5009	Fringe Benefits	16,474
31-50-80-830-5205	Program Supplies	2,850
31-50-80-830-5230	Printing and Copies	500
31-50-80-830-5503	Contractual Persons (Accounts Payable Only)	51,000
31-50-80-830-5854	Mileage Reimbursement	300
	Total Fitness Expenditures	\$ 192,020

RECREATION CENTERS

**2008
Budget**

GOODSON RECREATION CENTER

Revenues:

31-80-81-140-4102	Daily Admissions	\$ 97,750
31-80-81-140-4122	Concession Self-Operated	48,180
31-80-81-140-4125	Contractual Sales	5,850
31-80-81-140-4130	Pro Shop Sales	5,500
31-80-81-140-4155	Pass Sales	499,586
31-80-81-140-4157	Facility Rental	15,585
31-80-81-140-4186	Equipment Rentals	1,000
31-80-81-140-4265	Babysitting Revenue	15,674
Total Goodson Center Revenues		\$ 689,125

Expenditures:

31-80-81-140-5001	Full-Time Salaries	\$ 256,845
31-80-81-140-5002	Part Time Salaries	165,453
31-80-81-140-5006	Concession Salary	17,746
31-80-81-140-5009	Fringe Benefits	56,676
31-80-81-140-5201	Office Supplies	4,500
31-80-81-140-5203	Custodial Supplies	38,100
31-80-81-140-5204	Postage	150
31-80-81-140-5205	Program Supplies	13,950
31-80-81-140-5206	Food & Concession Supplies	31,450
31-80-81-140-5208	Pro Shop Supplies	5,500
31-80-81-140-5230	Printing/Copies	750
31-80-81-140-5400	Utilities Natural Gas	62,315
31-80-81-140-5401	Utilities Electric	89,023
31-80-81-140-5402	Water & Sewer	21,630
31-80-81-140-5403	Telephone	12,700
31-80-81-140-5501	Contractual Services	7,800
31-80-81-140-5701	Services/Materials to Maintain Facilities	64,520
31-80-81-140-5702	Services/Materials to Maintain Equipment	61,950
31-80-81-140-5812	Uniforms	1,250
Total Goodson Center Expenditures		\$ 912,308

RECREATION CENTERS

**2008
Budget**

GOODSON POOL

Revenues:

31-80-81-840-4092	Goodson Reimbursement	\$ 85,000
31-80-81-840-4100	Pro Lesson Tickets	17,475
31-80-81-840-4102	General Admissions	20,797
31-80-81-840-4106	Class Revenue	77,715
31-80-81-840-4119	Competitive Teams	4,325
31-80-81-840-4135	Uniform Reimbursement	950
31-80-81-840-4268	Parties/Groups	6,034
Total Goodson Pool Revenues		\$ 212,296

Expenditures:

31-80-81-840-5001	Full-Time Salaries	\$ 27,868
31-80-81-840-5002	Part Time Salaries	129,267
31-80-81-840-5009	Fringe Benefits	19,034
31-80-81-840-5203	Custodial Supplies	250
31-80-81-840-5205	Program Supplies	5,500
31-80-81-840-5207	Chemical Supplies	7,500
31-80-81-840-5230	Printing/Copies	750
31-80-81-840-5302	Minor Tools & Equipment	200
31-80-81-840-5400	Natural Gas	15,960
31-80-81-840-5401	Utilities Electric	10,500
31-80-81-840-5403	Telephone	882
31-80-81-840-5453	Red Cross Fees	4,500
31-80-81-840-5701	Services/Materials to Maintain Facilities	8,500
31-80-81-840-5702	Ser/Mat to Maintain Equipment	8,000
31-80-81-840-5812	Uniforms	1,500
Total Goodson Pool Expenditures		\$ 240,211

RECREATION CENTERS

**2008
Budget**

GYMNASTICS

Revenues:

31-80-81-820-4100	Pro Lesson Tickets	\$ 4,975
31-80-81-820-4105	League Fees	28,932
31-80-81-820-4106	Class Revenue	118,033
31-80-81-820-4130	Pro Shop	4,564
31-80-81-820-4268	Parties/Groups	39,120
Total Gymnastics Revenues		\$ 195,624

Expenditures:

31-80-81-820-5001	Full-Time Salaries	\$ 36,870
31-80-81-820-5002	Part Time Salaries	61,725
31-80-81-820-5005	Contractual/Pro Lessons (Payroll Only)	3,980
31-80-81-820-5009	Fringe Benefits	22,661
31-80-81-820-5010	Regular Part Time Salaries	23,043
31-80-81-820-5204	Postage	400
31-80-81-820-5205	Program Supplies	4,000
31-80-81-820-5208	Pro Shop Supplies	4,564
31-80-81-820-5230	Printing/Copies	500
31-80-81-820-5401	Utilities Electric	10,000
31-80-81-820-5403	Telephone	120
31-80-81-820-5503	Contractual Persons (Accounts Payable Only)	1,360
31-80-81-820-5702	Services/Materials to Maintain Equipment	700
31-80-81-820-5812	Uniforms	210
31-80-81-820-5854	Mileage Reimbursement	250
Total Gymnastics Expenditures		\$ 170,383

COURT SPORTS AT GOODSON

Revenues:

31-80-81-852-4140	Handball/Racquetball Court Reservations	\$ 20,068
31-80-81-852-4266	Sponsorships	3,000
Total Programs Revenues		\$ 23,068

Expenditures:

31-80-81-852-5009	Fringe Benefits	\$ 5,079
31-80-81-852-5010	Regular Part-Time	30,362
31-80-81-852-5201	Office Supplies	85
31-80-81-852-5204	Postage	25
31-80-81-852-5205	Program Supplies	1,620
31-80-81-852-5230	Printing/Copies	250
Total Programs Expenditures		\$ 37,421

RECREATION CENTERS

**2008
Budget**

CHILD DISCOVERY TIME

Revenues:

31-50-81-122-4030	Donation Carryover	\$ 1,084
31-50-81-532-4030	Donations	3,000
31-50-81-532-4106	Class Revenue	207,010
Total Child Discovery Time Revenues		\$ 211,094

Expenditures:

31-50-81-122-5108	Donation Expense	\$ 1,084
31-50-81-532-5001	Full-Time Salaries	45,012
31-50-81-532-5002	Part Time Salaries	83,379
31-50-81-532-5009	Fringe Benefits	25,436
31-50-81-532-5010	Regular Part Time Salaries	21,020
31-50-81-532-5108	Donation Expense	3,000
31-50-81-532-5201	Office Supplies	210
31-50-81-532-5204	Postage	500
31-50-81-532-5205	Program Supplies	10,995
31-50-81-532-5230	Printing/Copies	800
31-50-81-532-5805	Staff Development	1,200
Total Child Discovery Time Expenditures		\$ 192,636

SENIOR PROGRAMS AT GOODSON

Revenues:

31-50-81-511-4106	Class Revenue	\$ 1,600
Total Senior Programs Revenues		\$ 1,600

Expenditures:

31-50-81-511-5003	Overtime	\$ 1,160
31-50-81-511-5009	Fringe Benefits	139
31-50-81-511-5205	Program Supplies	200
Total Senior Programs Expenditures		\$ 1,499

RECREATION CENTERS

**2008
Budget**

CULTURAL ARTS AT GOODSON REC CENTER

Revenues:

31-50-81-120-4030	SCFD Cultural Arts Grant Revenue	\$ 12,500
31-50-81-520-4099	Clay	9,387
31-50-81-520-4106	Class Revenue	161,459
31-50-81-520-4208	Special Event Revenue	5,270
Total Cultural Arts Revenues		\$ 188,616

Expenditures:

31-50-81-120-5108	Donation Expense	\$ 12,500
31-50-81-520-5001	Full-Time Salaries	50,434
31-50-81-520-5002	Part Time Salaries	75,961
31-50-81-520-5009	Fringe Benefits	21,491
31-50-81-520-5201	Office Supplies	500
31-50-81-520-5204	Postage	400
31-50-81-520-5205	Program Supplies	15,048
31-50-81-520-5230	Printing/Copies	650
31-50-81-520-5403	Telephone	450
31-50-81-520-5503	Contractual Persons (Accounts Payable Only)	15,038
31-50-81-520-5803	Dues and Subscriptions	75
31-50-81-520-5854	Mileage Reimbursement	100
Total Cultural Arts Expenditures		\$ 192,647

ALTERNATIVE PROGRAMS AT GOODSON REC CENTER

Revenues:

31-50-81-531-4106	Class Revenue	\$ 85,279
Total Alternative Programs Revenues		\$ 85,279

Expenditures:

31-50-81-531-5001	Full-time Salary	\$ 30,318
31-50-81-531-5002	Part Time Salaries	40,327
31-50-81-531-5009	Fringe Benefits	11,973
31-50-81-531-5201	Office Supplies	85
31-50-81-531-5204	Postage	75
31-50-81-531-5205	Program Supplies	4,135
31-50-81-531-5230	Printing/Photocopy Charges	250
31-50-81-531-5403	Telephone	920
31-50-81-531-5501	Contractual Services	6,450
31-50-81-531-5803	Dues and Subscription	550
31-50-81-531-5805	Staff Development	610
31-50-81-531-5812	Uniforms	150
Total Alternative Programs Expenditures		\$ 95,843

RECREATION CENTERS

**2008
Budget**

REC "N" ROCK AT GOODSON REC CENTER

Revenues:

31-50-81-534-4030	Donation	\$ 3,000
31-50-81-534-4106	Class Revenue	8,100
31-50-81-534-4122	Concession Self-Operated	300
Total Rec 'N' Rock Revenues		\$ 11,400

Expenditures:

31-50-81-534-5001	Full-time Salary	\$ 4,791
31-50-81-534-5002	Part Time Salaries	8,845
31-50-81-534-5009	Fringe Benefits	1,948
31-50-81-534-5201	Office Supplies	25
31-50-81-534-5204	Postage	50
31-50-81-534-5205	Program Supplies	2,000
31-50-81-534-5230	Printing/Copies	90
31-50-81-534-5501	Contractual Services	250
31-50-81-534-5812	Uniforms	100
Total Rec "N" Rock Expenditures		\$ 18,099

RECREATION CENTERS

**2008
Budget**

FITNESS DIVISION AT GOODSON REC CENTER

Revenues:

31-50-81-830-4100	Pro Lesson Tickets	\$ 71,025
31-50-81-830-4106	Class Revenue	156,240
31-50-81-830-4255	Silver Sneakers Program	120,000
31-50-81-830-4257	Yoga	42,420
31-50-81-830-4258	Pilates	24,910
31-50-81-830-4259	Tai Chi	9,675
31-50-81-830-4261	Weight Training	14,120
31-50-81-830-4262	Martial Arts	40,130
31-50-81-830-4263	Fitness Assessment	170
31-50-81-830-4264	Massage	27,543
31-50-81-830-4266	Sponsorship Revenue	1,000
31-50-81-830-4272	Physical Therapy	325
Total Fitness Revenues		\$ 507,558

Expenditures:

31-50-81-830-5001	Full-Time Salaries	\$ 32,819
31-50-81-830-5002	Part Time Salaries	240,500
31-50-81-830-5009	Fringe Benefits	37,890
31-50-81-830-5201	Office Supplies	1,600
31-50-81-830-5204	Postage	200
31-50-81-830-5205	Program Supplies	7,800
31-50-81-830-5230	Printing/Copies	2,400
31-50-81-830-5403	Telephone	620
31-50-81-830-5503	Contractual Persons (Accounts Payable Only)	61,605
31-50-81-830-5854	Mileage Reimbursement	1,300
Total Fitness Expenditures		\$ 386,734

RECREATION CENTERS

**2008
Budget**

REGISTRATION DEPARTMENT

Revenues:

31-11-81-150-4110	Cash Over/Under	\$ (300)
31-11-81-150-4165	ID Card Revenue	31,000
Total Registration Department Revenues		\$ 30,700

Expenditures:

31-11-81-150-5001	Full Time Salaries	\$ 68,611
31-11-81-150-5002	Part Time Salaries	72,025
31-11-81-150-5003	Overtime	300
31-11-81-150-5009	Fringe Benefits	25,274
31-11-81-150-5204	Postage	804
31-11-81-150-5205	Program Supplies	28,000
31-11-81-150-5230	Printing/Copies	600
31-11-81-150-5403	Telephone	360
31-11-81-150-5805	Staff Development	350
31-11-81-150-5854	Mileage Reimbursement	500
Total Registration Department Expenditures		\$ 196,824

ATHLETIC DEPARTMENT

**2008
Budget**

SPORTS & ATHLETICS GENERAL OPERATIONS

Revenues:		
31-60-01-140-4104	Athletic Field Rental	\$ 304,650
31-60-01-140-4105	Synthetic Field Rental	85,000
31-60-01-140-4125	Contractual Sales	1,200
Total S & A General Operations Revenue		\$ 390,850

Expenditures:		
31-60-01-140-5001	Full-Time Salaries	\$ 67,247
31-60-01-140-5009	Fringe Benefits	17,878
31-60-01-140-5201	Office Supplies	2,000
31-60-01-140-5204	Postage	300
31-60-01-140-5205	Program Supplies	2,500
31-60-01-140-5230	Printing/Copies	400
31-60-01-140-5403	Telephone	1,800
31-60-01-140-5450	San-o-Lets	10,000
31-60-01-140-5451	School Charges	12,000
31-60-01-140-5702	Services/Materials to Maintain Equipment	8,000
31-60-01-140-5812	Uniforms	4,000
31-60-01-140-5854	Mileage	400
Total S & A General Operations Expenditures		\$ 126,525

GENERAL ACTIVITIES

Revenues:		
31-60-01-601-4099	Miscellaneous Revenue	\$ 100
31-60-01-601-4106	Class Revenue	21,100
31-60-01-601-4266	Sponsorship Revenue	1,000
Total General Activities Revenues		\$ 22,200

Expenditures:		
31-60-01-601-5001	Full-Time Salaries	\$ 10,607
31-60-01-601-5002	Part-Time Salaries	2,664
31-60-01-601-5009	Fringe Benefits	2,973
31-60-01-601-5204	Postage	100
31-60-01-601-5205	Program Supplies	2,925
31-60-01-601-5230	Printing/Copies	196
31-60-01-601-5503	Contractual Persons (Accounts Payable Only)	1,096
Total General Activities Expenditures		\$ 20,561

ATHLETIC DEPARTMENT

**2008
Budget**

YOUTH BASEBALL

Revenues:		
31-60-61-610-4105	League Fees	\$ 79,898
Total Youth Baseball Revenues		\$ 79,898
Expenditures:		
31-60-61-610-5001	Full-Time Salaries	\$ 17,045
31-60-61-610-5002	Part Time Salaries	6,880
31-60-61-610-5009	Fringe Benefits	5,281
31-60-61-610-5204	Postage	300
31-60-61-610-5205	Program Supplies	13,252
31-60-61-610-5230	Printing/Copies	200
31-60-61-610-5450	San-o-Lets	300
Total Youth Baseball Expenditures		\$ 43,258

ADULT SOFTBALL

Revenues:		
31-60-61-611-4105	League Fees	\$ 274,781
Total Adult Softball Revenues		\$ 274,781
Expenditures:		
31-60-61-611-5001	Full-Time Salaries	\$ 24,844
31-60-61-611-5002	Part Time Salaries	21,895
31-60-61-611-5009	Fringe Benefits	9,298
31-60-61-611-5010	Regular Part Time Salaries	23,635
31-60-61-611-5204	Postage	1,200
31-60-61-611-5205	Program Supplies	13,803
31-60-61-611-5230	Printing/Copies	1,800
31-60-61-611-5401	Utilities Electric	37,086
31-60-61-611-5403	Telephone	2,000
31-60-61-611-5450	San-o-lets	1,260
31-60-61-611-5503	Contractual Persons (Accounts Payable Only)	41,568
31-60-61-611-5702	Services/Materials to Maintain Equipment	1,250
Total Adult Softball Expenditures		\$ 179,639

ATHLETIC DEPARTMENT

**2008
Budget**

GIRL'S FASTPITCH SOFTBALL

Revenues:

31-60-61-612-4105	League Fees	\$ 30,556
	Total Girl's Fast Pitch Revenues	\$ 30,556

Expenditures:

31-60-61-612-5001	Full-Time Salaries	\$ 3,831
31-60-61-612-5002	Part Time Salaries	840
31-60-61-612-5009	Fringe Benefits	1,691
31-60-61-612-5204	Postage	100
31-60-61-612-5205	Program Supplies	3,922
31-60-61-612-5230	Printing/Copies	100
31-60-61-612-5401	Utilities Electric	320
31-60-61-612-5450	San-o-Lets	360
31-60-61-612-5503	Contractual Persons (Accounts Payable Only)	10,848
	Total Girl's Fast Pitch Expenditures	\$ 22,012

VOLLEYBALL

Revenues:

31-60-61-620-4105	League Fees	\$ 20,152
31-60-61-620-4106	Class Revenue	9,649
	Total Volleyball Revenues	\$ 29,801

Expenditures:

31-60-61-620-5001	Full time Salaries	\$ 9,470
31-60-61-620-5002	Part Time Salaries	4,731
31-60-61-620-5009	Fringe Benefits	3,024
31-60-61-620-5204	Postage	20
31-60-61-620-5205	Program Supplies	7,254
31-60-61-620-5230	Printing/Copies	40
31-60-61-620-5503	Contractual Persons	65
	Total Volleyball Expenditures	\$ 24,604

TRACK

Revenues:

31-60-61-625-4106	Class Revenue	\$ 26,870
	Total Track Revenues	\$ 26,870

Expenditures:

31-60-61-625-5002	Part Time Salaries	\$ 6,354
31-60-61-625-5009	Fringe Benefits	635
31-60-61-625-5205	Program Supplies	10,497
	Total Track Expenditures	\$ 17,486

ATHLETIC DEPARTMENT

**2008
Budget**

ADULT BASKETBALL

Revenues:		
31-60-61-630-4105	League Fees	\$ 51,420
Total Adult Basketball Revenues		<u>\$ 51,420</u>
Expenditures:		
31-60-61-630-5001	Full-Time Salaries	\$ 8,281
31-60-61-630-5002	Part Time Salaries	3,332
31-60-61-630-5009	Fringe Benefits	1,818
31-60-61-630-5204	Postage	75
31-60-61-630-5205	Program Supplies	1,510
31-60-61-630-5230	Printing/Copies	75
31-60-61-630-5503	Contractual Persons (Accounts Payable Only)	18,792
Total Adult Basketball Expenditures		<u>\$ 33,883</u>

YOUTH BASKETBALL

Revenues:		
31-60-61-631-4105	League Fees	\$ 129,609
31-60-61-631-4106	Class Revenue	5,904
31-60-61-631-4266	Pepsi Sponsorship	4,500
Total Youth Basketball Revenues		<u>\$ 140,013</u>
Expenditures:		
31-60-61-631-5001	Full-Time Salaries	\$ 17,174
31-60-61-631-5002	Part Time Salaries	10,690
31-60-61-631-5009	Fringe Benefits	7,420
31-60-61-631-5201	Office Supplies	75
31-60-61-631-5204	Postage	375
31-60-61-631-5205	Program Supplies	18,020
31-60-61-631-5230	Printing/Copies	500
31-60-61-631-5503	Contractual Persons (Accounts Payable Only)	13,590
Total Youth Basketball Expenditures		<u>\$ 67,844</u>

ATHLETIC DEPARTMENT

**2008
Budget**

ATHLETICS SKI

Revenues:

31-60-00-640-4106	Class Revenue	\$ 32,944
	Total Athletics Ski Revenues	\$ 32,944

Expenditures:

31-60-00-640-5002	Part-time Salaries	\$ 1,920
31-60-00-640-5009	Fringe Benefits	192
31-60-00-640-5205	Program Supplies	24,100
31-60-00-640-5503	Contractual Persons (Accounts Payable Only)	3,600
	Total Athletics Ski Expenditures	\$ 29,812

ATHLETICS GOLF

Revenue:

31-60-00-645-4106	Class Revenue	\$ 30,891
	Total Athletics Golf Revenue	\$ 30,891

Expenditures:

31-60-00-645-5001	Full-time Salaries	\$ 9,534
31-60-00-645-5002	Part-time Salaries	3,856
31-60-00-645-5009	Fringe Benefits	2,128
31-60-00-645-5205	Program Supplies	9,475
	Total Athletics Golf Expenditures	\$ 24,993

LACROSSE

Revenues:

31-60-61-670-4105	League Fees	\$ 236,604
31-60-61-670-4106	Class Revenue	12,984
	Total Lacrosse Revenues	\$ 249,588

Expenditures:

31-60-61-670-5001	Full-Time Salaries	\$ 30,236
31-60-61-670-5002	Part Time Salaries	19,923
31-60-61-670-5009	Fringe Benefits	13,891
31-60-61-670-5010	Regular Part Time Salaries	23,676
31-60-61-670-5204	Postage	725
31-60-61-670-5205	Program Supplies	33,548
31-60-61-670-5230	Printing/Copies	875
31-60-61-670-5403	Telephone	1,680
31-60-61-670-5450	San-o-lets	900
31-60-61-670-5503	Contractual Persons (Accounts Payable Only)	33,964
	Total Lacrosse Expenditures	\$ 159,418

ATHLETIC DEPARTMENT

**2008
Budget**

INLINE HOCKEY

Revenues:		
31-60-64-681-4099	Miscellaneous	\$ 120
31-60-64-681-4102	Clinics	162
31-60-64-681-4105	League Fees	5,300
Total Inline Hockey Revenues		<u>\$ 5,582</u>
Expenditures:		
31-60-64-681-5002	Part Time Salaries	\$ 278
31-60-64-681-5009	Fringe Benefits	7
31-60-64-681-5205	Program Supplies	1,900
31-60-64-681-5503	Contractual Persons (Accounts Payable Only)	673
Total Inline Hockey Expenditures		<u>\$ 2,858</u>

FLAG FOOTBALL

Revenues:		
31-60-61-690-4105	League Fees	\$ 60,900
31-60-61-690-4106	Class Revenue	37,832
Total Flag Football Revenues		<u>\$ 98,732</u>
Expenditures:		
31-60-61-690-5001	Full Time Salaries	\$ 15,943
31-60-61-690-5009	Fringe Benefits	4,697
31-60-61-690-5204	Postage	360
31-60-61-690-5205	Program Supplies	14,069
31-60-61-690-5230	Printing/Copies	310
31-60-61-690-5503	Contractual Persons	27,612
Total Flag Football Expenditures		<u>\$ 62,991</u>

ATHLETIC DEPARTMENT

**2008
Budget**

CLINICS & CAMPS

Revenues:		
31-60-61-851-4105	League Revenue	\$ 54,898
Total Clinics & Camps Revenues		\$ 54,898
Expenditures:		
31-60-61-851-5001	Full Time Salaries	\$ 3,831
31-60-61-851-5002	Part Time Salaries	9,518
31-60-61-851-5009	Fringe Benefits	2,559
31-60-61-851-5204	Postage	300
31-60-61-851-5205	Program Supplies	7,890
31-60-61-851-5230	Printing/Copies	200
Total Clinics & Camps Expenditures		\$ 24,298

AFTER SCHOOL SPORTS

Revenues:		
31-60-61-695-4106	Class Revenue	\$ 25,200
Total After School Sports Revenues		\$ 25,200
Expenditures:		
31-60-61-695-5001	Full-time Salaries	\$ 4,715
31-60-61-695-5002	Part-time Salaries	15,360
31-60-61-695-5009	Fringe Benefits	2,410
31-60-61-695-5204	Postage	300
31-60-61-695-5205	Program Supplies	1,000
31-60-61-695-5230	Printing	100
Total After School Sports Expenditures		\$ 23,885

ATHLETIC DEPARTMENT

**2008
Budget**

FSC GENERAL OPERATIONS

Revenues:		
31-60-84-140-4104	Athletics Field Rental	\$ 73,290
31-60-84-140-4125	Pepsi Concessions	2,500
31-60-84-140-4360	Advertising Revenue	5,000
Total FSC General Operating Revenues		\$ 80,790

Expenditures:		
31-60-84-140-5001	Full-Time Salaries	\$ 88,532
31-60-84-140-5002	Part-Time Salaries	8,420
31-60-84-140-5009	Fringe Benefits	24,314
31-60-84-140-5201	Office Supplies	2,000
31-60-84-140-5204	Postage	1,000
31-60-84-140-5230	Printing & Copies	1,500
31-60-84-140-5400	Utilities Natural Gas	57,000
31-60-84-140-5401	Utilities Electric	24,405
31-60-84-140-5402	Water & Sewer	2,400
31-60-84-140-5403	Telephone	2,800
31-60-84-140-5701	Materials to Maintain Building	3,600
31-60-84-140-5702	Service/Materials to Machinery Parts & Equip	2,000
31-60-84-140-5804	Rent Expense	30,000
31-60-84-140-5812	Uniforms	600
31-60-84-140-5854	Mileage	600
31-60-84-970-9001	Bond Principal	26,000
31-60-84-970-9002	Bond Interest	23,262
Total FSC General Operations Expenditures		\$ 298,433

FSC ADULT SOCCER

Revenues:		
31-60-84-660-4105	League Fees	\$ 225,408
Total FSC Adult Soccer Revenues		\$ 225,408

Expenditures:		
31-60-84-660-5002	Part-Time Salaries	\$ 10,440
31-60-84-660-5009	Fringe Benefits	1,044
31-60-84-660-5205	Program Supplies	3,337
31-60-84-660-5503	Contractual Persons (Accounts Payable Only)	37,728
Total FSC Adult Soccer Expenditures		\$ 52,549

ATHLETIC DEPARTMENT

**2008
Budget**

FSC YOUTH SOCCER

Revenues:		
31-60-84-661-4105	League Fees	\$ 71,284
	Total FSC Youth Soccer Revenues	\$ 71,284

Expenditures:		
31-60-84-661-5002	Part-Time Salaries	\$ 2,560
31-60-84-661-5009	Fringe Benefits	256
31-60-84-661-5205	Program Supplies	1,553
31-60-84-661-5503	Contractual Persons (Accounts Payable Only)	8,064
	Total FSC Youth Soccer Expenditures	\$ 12,433

FSC YOUTH LACROSSE

Revenues:		
31-60-84-671-4105	League Fees	\$ 117,754
	Total FSC Youth Lacrosse Revenues	\$ 117,754

Expenditures:		
31-60-84-671-5002	Part-Time Salaries	\$ 4,096
31-60-84-671-5009	Fringe Benefits	492
31-60-84-671-5205	Program Supplies	2,308
31-60-84-671-5503	Contractual Persons (Accounts Payable Only)	20,160
	Total FSC Youth Lacrosse Expenditures	\$ 27,056

FSC CLINICS & CAMPS

Revenues:		
31-60-84-851-4105	League Fees	\$ 39,021
	Total FSC Clinics & Camps Revenues	\$ 39,021

Expenditures:		
31-60-84-851-5002	Part-Time Salaries	\$ 7,556
31-60-84-851-5009	Fringe Benefits	756
31-60-84-851-5205	Program Supplies	3,381
31-60-84-851-5503	Contractual Persons	945
	Total FSC Clinics & Camps Expenditures	\$ 12,638

ATHLETIC DEPARTMENT

**2008
Budget**

FSC FLAG FOOTBALL

Revenues:		
31-60-84-690-4105	League Fees	\$ 22,728
Total FSC Flag Football Revenues		<u>\$ 22,728</u>
Expenditures:		
31-60-84-690-5002	Part-Time Salaries	\$ 1,416
31-60-84-690-5009	Fringe Benefits	141
31-60-84-690-5205	Program Supplies	696
31-60-84-690-5503	Contractual Persons (Accounts Payable Only)	8,280
Total FSC Flag Football Expenditures		<u>\$ 10,533</u>

OTHER RECREATION FACILITIES

**2008
Budget**

OUTDOOR RECREATION PROGRAMS

Revenues:

31-50-51-543-4106	Class Revenue	\$ 56,251
31-50-51-543-4182	Eco Travel Revenue	96,900
Total Outdoor Recreation Programs Revenues		\$ 153,151

Expenditures:

31-50-51-543-5001	Full Time Salaries	\$ 11,415
31-50-51-543-5009	Fringe Benefits	2,878
31-50-51-543-5204	Postage	25
31-50-51-543-5205	Program Supplies	3,740
31-50-51-543-5231	Trip and Tours Expense	88,613
31-50-51-543-5503	Contractual Persons (Accounts Payable Only)	38,830
31-50-51-543-5854	Mileage Reimbursement	25
Total Outdoor Recreation Programs Exp		\$ 145,526

OTHER RECREATION FACILITIES

**2008
Budget**

LITTLETON TENNIS

Revenues:

31-60-72-650-4106	Class Revenue	\$ 46,971
31-60-72-650-4119	Competitive Teams	16,492
31-60-72-650-4136	Pro Lesson Court Fees	1,400
31-60-72-650-4140	Court Reservations	375,204
31-60-72-650-4141	Racquet Stringing	960
31-60-72-650-4145	Tournaments	16,100
31-60-72-650-4180	Expansion Fund	7,006
Total Littleton Tennis Revenues		\$ 464,133

Expenditures:

31-60-72-650-5001	Full-Time Salaries	\$ 90,685
31-60-72-650-5002	Part Time Salaries	40,792
31-60-72-650-5009	Fringe Benefits	25,860
31-60-72-650-5203	Custodial Supplies	2,000
31-60-72-650-5204	Postage	500
31-60-72-650-5205	Program Supplies	10,436
31-60-72-650-5230	Printing/Copies	400
31-60-72-650-5400	Utilities Natural Gas	43,000
31-60-72-650-5401	Utilities Electric	29,000
31-60-72-650-5402	Water & Sewer	700
31-60-72-650-5403	Telephone	2,380
31-60-72-650-5501	Contractual Services	4,170
31-60-72-650-5701	Services/Materials to Maintain Facilities	10,000
31-60-72-650-5833	Tournaments	5,713
31-60-72-650-5850	Expansion Fund	7,006
Total Littleton Tennis Expenditures		\$ 272,642

OTHER RECREATION FACILITIES

**2008
Budget**

HOLLY TENNIS

Revenues:

31-60-88-650-4099	Miscellaneous	\$ 4,200
31-60-88-650-4106	Class Revenue	32,725
31-60-88-650-4119	Competitive Teams	21,782
31-60-88-650-4125	Contractual Sales	450
31-60-88-650-4130	Pro Shop Sales	6,000
31-60-88-650-4136	Pro Lesson Court Fees	2,800
31-60-88-650-4140	Court Reservations	940
31-60-88-650-4141	Racquet Stringing	600
31-60-88-650-4145	Tournaments	15,460
Total Holly Tennis Center Revenues		\$ 84,957

Expenditures:

31-60-88-650-5001	Full-Time Salaries	\$ 32,684
31-60-88-650-5002	Part Time Salaries	14,838
31-60-88-650-5009	Fringe Benefits	11,053
31-60-88-650-5205	Program Supplies	2,905
31-60-88-650-5208	Pro Shop Supplies	4,000
31-60-88-650-5401	Utilities Electric	10,300
31-60-88-650-5402	Water & Sewer	600
31-60-88-650-5403	Telephone	1,800
31-60-88-650-5701	Services/Materials to Maintain Facilities	900
31-60-88-650-5702	Services/Materials to Maintain Equipment	1,400
31-60-88-650-5839	Tournaments	5,275
Total Holly Tennis Center Expenditures		\$ 85,755

LONE TREE TENNIS

Revenues:

31-60-70-650-4106	Class Revenue	\$ 13,618
Total LT Tennis Revenues		\$ 13,618

Expenditures:

31-60-70-650-5002	Part Time Salaries	\$ 2,221
31-60-70-650-5009	Fringe Benefits	222
31-60-70-650-5205	Program Supplies	1,574
Total LT Tennis Expenditures		\$ 4,017

OTHER RECREATION FACILITIES

**2008
Budget**

COLORADO JOURNEY MINI GOLF

Revenues:

31-60-62-140-4102	General Admissions	\$ 180,753
31-60-62-140-4122	Concession Self Operated	20,100
31-60-62-140-4268	Parties/Groups	33,165
31-60-62-140-4360	Advertising Revenue	3,500
Total Colorado Journey Mini Golf Revenues		\$ 237,518

Expenditures:

31-60-62-140-5001	Full-Time Salaries	\$ 29,823
31-60-62-140-5002	Part Time Salaries	28,000
31-60-62-140-5009	Fringe Benefits	12,820
31-60-62-140-5201	Office Supplies	1,000
31-60-62-140-5203	Custodial Supplies	700
31-60-62-140-5204	Postage	250
31-60-62-140-5205	Program Supplies	4,000
31-60-62-140-5206	Food & Concession Supplies	10,500
31-60-62-140-5230	Printing/Copies	1,000
31-60-62-140-5401	Utilities Electric	12,300
31-60-62-140-5402	Water & Sewer	3,100
31-60-62-140-5403	Telephone	3,000
31-60-62-140-5701	Services/Materials to Maintain Facilities	5,500
31-60-62-140-5702	Services/Materials to Maintain Equipment	6,000
31-60-62-140-5802	Promo, Publicity & Printing	3,000
31-60-62-140-5812	Uniforms	150
31-60-62-970-9001	Bond Principal	52,500
31-60-62-970-9002	Bond Interest	36,225
Total Colorado Journey Mini Golf Expenditures		\$ 209,868

OTHER RECREATION FACILITIES

**2008
Budget**

CORNERSTONE BATTING CAGES

Revenues:

31-60-63-140-4102	General Admissions	\$ 58,832
31-60-63-140-4122	Concession Self Operated	6,800
31-60-63-140-4266	Sponsorships	2,000
Total Cornerstone Batting Cages Revenue		\$ 67,632

Expenditures:

31-60-63-140-5001	Full-Time Salaries	\$ 11,924
31-60-63-140-5002	Part Time Salaries	14,000
31-60-63-140-5009	Fringe Benefits	3,742
31-60-63-140-5204	Postage	100
31-60-63-140-5205	Program Supplies	1,200
31-60-63-140-5206	Food & Concession Supplies	2,800
31-60-63-140-5230	Printing/Copies	100
31-60-63-140-5401	Utilities Electric	2,200
31-60-63-140-5403	Telephone	700
31-60-63-140-5701	Services/Materials to Maintain Facilities	2,500
31-60-63-140-5702	Services/Materials to Maintain Equipment	4,140
31-60-63-140-5802	Promo, Publicity & Printing	800
31-60-63-970-9001	Bond Principal	15,200
31-60-63-970-9002	Bond Interest	6,320
Total Cornerstone Batting Cage Expenditures		\$ 65,726

COUNTY LINE BMX REVENUES

Revenues:

31-60-89-682-4099	Miscellaneous	\$ 160
31-60-89-682-4106	Class Revenue	10,800
31-60-89-682-4125	Concessions	100
31-60-89-682-4266	Pepsi Sponsorship	750
Total BMX Revenues		\$ 11,810

Expenditures:

31-60-89-682-5204	Postage	\$ 150
31-60-89-682-5205	Program Supplies	3,321
31-60-89-682-5230	Printing/Copies	25
31-60-89-682-5450	San - O - Lets	350
31-60-89-682-5503	Contractual Persons (Accounts Payable Only)	3,195
31-60-89-682-5702	Svc/Mat to Maintain Equipment	500
Total BMX Expenditures		\$ 7,541

OTHER RECREATION FACILITIES

**2008
Budget**

FRANKLIN POOL

Revenues:

31-80-85-840-4100	Pro Lesson Tickets	\$ 312
31-80-85-840-4102	General Admissions	29,999
31-80-85-840-4103	Season Tickets	12,421
31-80-85-840-4106	Class Revenue	9,841
31-80-85-840-4121	Swim Team	22,025
31-80-85-840-4122	Concession Self-Operated	9,300
31-80-85-840-4125	Contractual Sales	400
31-80-85-840-4135	Uniform Reimbursement	760
31-80-85-840-4157	Facility Rental	900
Total Franklin Pool Revenues		\$ 85,958

Expenditures:

31-80-85-840-5001	Full-Time Salaries	\$ 7,178
31-80-85-840-5002	Part Time Salaries	54,624
31-80-85-840-5006	Concession Salary	5,082
31-80-85-840-5009	Fringe Benefits	8,375
31-80-85-840-5203	Custodial Supplies	400
31-80-85-840-5205	Program Supplies	3,000
31-80-85-840-5206	Food & Concession Supplies	3,500
31-80-85-840-5207	Chemical Supplies	5,050
31-80-85-840-5302	Minor Tools & Equipment	250
31-80-85-840-5400	Utilities Natural Gas	6,912
31-80-85-840-5401	Utilities Electric	4,120
31-80-85-840-5402	Water & Sewer	4,326
31-80-85-840-5403	Telephone	630
31-80-85-840-5701	Services/Materials to Maintain Facilities	3,500
31-80-85-840-5702	Services/Materials to Maintain Equipment	3,500
31-80-85-840-5812	Uniforms	350
Total Franklin Pool Expenditures		\$ 110,797

OTHER RECREATION FACILITIES

**2008
Budget**

COOK CREEK POOL

Revenues:

31-80-86-840-4100	Pro Lesson Tickets	\$ 1,060
31-80-86-840-4102	General Admissions	17,989
31-80-86-840-4103	Season Tickets	10,266
31-80-86-840-4106	Class Revenue	5,370
31-80-86-840-4121	Swim Team	22,950
31-80-86-840-4122	Concession Self Operated	3,000
31-80-86-840-4125	Contractual Sales	350
31-80-86-840-4157	Facility Rental	480
Total Cook Creek Pool Revenues		\$ 61,465

Expenditures:

31-80-86-840-5001	Full-Time Salaries	\$ 6,307
31-80-86-840-5002	Part Time Salaries	35,885
31-80-86-840-5009	Fringe Benefits	6,058
31-80-86-840-5203	Custodial Supplies	500
31-80-86-840-5204	Postage	50
31-80-86-840-5205	Program Supplies	2,000
31-80-86-840-5206	Food & Concession Supplies	1,200
31-80-86-840-5207	Chemical Supplies	3,000
31-80-86-840-5230	Printing/Copies	200
31-80-86-840-5302	Minor Tools & Equipment	200
31-80-86-840-5400	Utilities Natural Gas	4,500
31-80-86-840-5401	Utilities Electric	4,750
31-80-86-840-5402	Water & Sewer	2,100
31-80-86-840-5403	Telephone	600
31-80-86-840-5453	Red Cross Fees	200
31-80-86-840-5701	Services/Materials to Maintain Facilities	3,500
31-80-86-840-5702	Ser/Mat to Maintain Equipment	3,000
31-80-86-840-5812	Uniforms	500
Total Cook Creek Pool Expenditures		\$ 74,550

OTHER RECREATION FACILITIES

**2008
Budget**

HOLLY POOL

Revenues:

31-80-87-840-4100	Pro Lesson Tickets	\$ 500
31-80-87-840-4102	General Admissions	25,620
31-80-87-840-4103	Season Tickets	12,703
31-80-87-840-4106	Class Revenue	18,654
31-80-87-840-4121	Swim Team	17,425
31-80-87-840-4122	Concession Self-Operated	6,150
31-80-87-840-4125	Contractual Sales	400
31-80-87-840-4135	Uniform Reimbursement	760
31-80-87-840-4157	Facility Rental	400
Total Holly Pool Revenues		\$ 82,612

Expenditures:

31-80-87-840-5001	Full-Time Salaries	\$ 7,178
31-80-87-840-5002	Part Time Salaries	56,189
31-80-87-840-5006	Concession Salary	3,842
31-80-87-840-5009	Fringe Benefits	9,145
31-80-87-840-5203	Custodial Supplies	400
31-80-87-840-5205	Program Supplies	3,000
31-80-87-840-5206	Food & Concession Supplies	3,500
31-80-87-840-5207	Chemical Supplies	5,000
31-80-87-840-5302	Minor Tools & Equipment	250
31-80-87-840-5400	Utilities Natural Gas	8,900
31-80-87-840-5401	Utilities Electric	6,180
31-80-87-840-5402	Water & Sewer	3,785
31-80-87-840-5403	Telephone	525
31-80-87-840-5701	Services/Materials to Maintain Facilities	3,500
31-80-87-840-5702	Services/Materials to Maintain Equipment	4,000
31-80-87-840-5812	Uniforms	350
Total Holly Pool Expenditures		\$ 115,744

OTHER RECREATION FACILITIES

**2008
Budget**

HARLOW POOL

Revenues:

31-80-90-840-4100	Pro Lesson Tickets	\$ 300
31-80-90-840-4102	General Admissions	26,201
31-80-90-840-4103	Season Tickets	14,382
31-80-90-840-4106	Class Revenue	9,880
31-80-90-840-4121	Swim Team Registration	2,550
31-80-90-840-4125	Contractual Sales	1,800
31-80-90-840-4157	Facility Rental	3,300
Total Harlow Pool Revenues		\$ 58,413

Expenditures:

31-80-90-840-5001	Full-Time Salaries	\$ 6,444
31-80-90-840-5002	Part Time Salaries	37,115
31-80-90-840-5009	Fringe Benefits	6,315
31-80-90-840-5203	Custodial Supplies	50
31-80-90-840-5205	Program Supplies	400
31-80-90-840-5207	Chemical Supplies	3,000
31-80-90-840-5400	Utilities Natural Gas	7,500
31-80-90-840-5401	Utilities Electric	3,750
31-80-90-840-5402	Water & Sewer	5,000
31-80-90-840-5403	Telephone	600
31-80-90-840-5701	Services/Materials to Maintain Facilities	1,650
31-80-90-840-5702	Ser/Mat to Maint Equipment	1,850
Total Harlow Pools Expenditures		\$ 73,674

ENTERPRISE FUND OTHER

		<u>2008 Budget</u>
ADMINISTRATION		
Revenues:		
31-10-01-100-4020	Intergovernmental for Capital	\$21,375
31-10-01-100-4050	Interest Earnings	<u>125,000</u>
	Total Administration Revenues	<u>\$146,375</u>
Expenditures:		
31-10-01-100-5857	Overhead Chargeback	<u>\$590,288</u>
	Total Administration Expenditures	<u>\$590,288</u>
INSURANCE		
Expenditures:		
31-10-01-110-5857	Overhead Chargeback	<u>\$335,000</u>
	Total Insurance Expenditures	<u>\$335,000</u>
OPERATING TRANSFER		
Revenues:		
31-10-01-990-9101	Operating Transfer In	<u>\$2,000,000</u>
	Total Operating Transfer Revenues	<u>\$2,000,000</u>
CONTINGENCY		
Expenditures:		
31-10-01-995-9200	Contingency	<u>\$522,111</u>
	Total Contingency Expenditures	<u>\$522,111</u>
CARRYOVER		
Revenues:		
31-10-01-996-4998	Carryover Revenue	<u>\$1,843,099</u>
	Total Carryover Revenues	<u>\$1,843,099</u>
HUMAN RESOURCES		
Expenditures:		
31-12-01-100-5857	Overhead Chargeback	<u>\$272,078</u>
	Total Human Resources Expenditures	<u>\$272,078</u>

ENTERPRISE FUND OTHER

**2008
Budget**

ACCOUNTING

Expenditures:		
31-20-01-100-5857	Overhead Chargeback	<u>\$616,400</u>
	Total Accounting Expenditures	<u>\$616,400</u>

MIS Department

Expenditures:		
31-25-01-100-5857	Overhead Chargeback	<u>\$437,675</u>
	Total MIS Expenditures	<u>\$437,675</u>

DEBT SERVICE FUND

	2008	
	Budget	Page
Revenues:		
Debt Service Fund	\$3,652,588	99
Total Revenues	<u>\$3,652,588</u>	
Expenditures:		
Debt Service Fund	\$3,652,588	99
Total Expenditures	<u>\$3,652,588</u>	

DEBT SERVICE FUND

2008
Budget

DEBT SERVICE FUND

Revenues:

51-10-01-970-4001	Property Tax	\$ 3,573,359
51-10-01-970-4050	Interest Earnings	45,000
51-10-01-970-4998	Carryover	34,229
Total Debt Service Fund Revenues		<u>\$ 3,652,588</u>

Expenditures:

51-10-01-970-5117	Paying Agent Fees	\$ 5,000
51-10-01-970-5119	Collection Charges	49,382
51-10-01-970-9001	Bond Principal	2,035,000
51-10-01-970-9002	Bond Interest	1,518,206
51-10-01-970-9100	Operating Transfer Out	45,000
Total Debt Service Fund Expenditures		<u>\$ 3,652,588</u>

CONSERVATION TRUST FUND

	2008	
	Budget	Page
Revenues:		
Conservation Trust Revenues	\$ 713,000	101
Carryover	263,521	101
Total Revenues	\$ 976,521	
Expenditures:		
Contingency	\$ 111,101	101
Capital Projects	865,420	101
Total Expenditures	\$ 976,521	

CONSERVATION TRUST FUND

**2008
Budget**

CONSERVATION TRUST FUND

Revenues:

21-10-01-100-4027	Intergovernmental	\$ 700,000
21-10-01-100-4050	Interest Earnings	13,000
Total Conservation Trust Fund Revenues		\$ 713,000

CONSERVATION TRUST FUND CAPITAL

Expenditures:

21-10-00-950-9200	Contingency	\$ 111,101
21-30-41-950-6774	Clarkson Park Playground & Lighting	15,171
21-50-52-950-6811	BCRC Additional Lighting at West Entrance	17,000
21-60-84-950-6039	FSC Dome Light and Sports Turf	104,119
21-80-00-950-6812	Lifeguard Training Equipment	4,000
21-80-81-950-6037	Goodson Signage Package	30,000
21-80-81-950-6053	Goodson Public Restrooms Remodel	43,650
21-80-81-950-6531	Goodson Public Area Carpet Replacement	100,000
21-80-81-950-6535	Goodson Front Entry Glass Repair	16,418
21-80-81-950-6666	Goodson Pool Locker Room Remodel	135,000
21-80-81-950-6695	Goodson Safety Rail & Hot Tubs	4,584
21-80-81-950-6765	Goodson Life Fitness Circuit Equipment Reupholster	5,000
21-80-81-950-6770	Goodson Gymnastics Flooring	20,096
21-80-81-950-6813	Goodson Ceiling Tiles	12,000
21-80-81-950-6814	Goodson Circuit/Spinning Room Flooring	23,900
21-80-81-950-6815	Goodson Racquetball Court Ceiling/Panels	15,732
21-80-81-950-6816	Goodson Furniture Replacement	9,000
21-80-81-950-6817	Goodson Rm 3 Cabinet Replacement	10,000
21-80-81-950-6818	Goodson Board Room Board/Public Chairs & Dollies	11,300
21-80-81-950-6819	Goodson Public Use Trash Receptacles	10,000
21-80-81-950-6820	Goodson Racquetball Lobby	2,800
21-80-81-950-6821	Goodson Kiln Room Vent	12,000
21-80-82-950-6567	Sheridan Weight Room Replacement	9,240
21-80-82-950-6822	Sheridan Lobby Upgrade	90,760
21-80-83-950-6567	SSIA New Flooring	96,000
21-80-83-950-6612	Ice Arena Parking Lot Drainage	67,650
Total Conservation Trust Fund Capital		\$ 976,521

CONSERVATION TRUST CARRYOVER

Revenues:

21-10-01-996-4998	Carryover	\$ 263,521
Total Conservation Trust Carryover		\$ 263,521